



50 BEST WORDPRESS PLUGINS

WPBlogSupport.com

Start – Build – Grow Your WordPress Powered Business

Learn How to Customize WordPress with our List of Top 50 Plugins
+ Free Access to Our Complete Library of WordPress Courses!

James Maduk
james@wpblogsupport.com

IMPORTANT: *I know you want to skip directly to our list of The Best WordPress Plugins – ones that we’ve personally tested and used on thousands of client sites right away. But this list won’t mean much to you if you don’t have ANY idea how to use them with WordPress. You’ll get way more value using any of these Plugins if you watch our FREE WordPress Videos that show you how to use them!*

Go Create Your Free Account Now:

WPblogsupport.com/free

WordPress Done For You – Unlimited WordPress Support – Just \$77 Visit:

WPblogsupport.com

Welcome to The 50 Best WordPress Plugins

What I've done in this PDF is a result of 15 years of Blogging – well before WordPress was even a product.

These WordPress Plugins are the important pieces of the “Build” part of my WordPress Marketing Blueprint. The foundation that lets you customize your WordPress Powered business so it can do what you need it to do!

There's 50 in the list – a far cry from the CRAZY number of free plugins that you'll just find on the WordPress.org site. And that's the reason that the list exists, there's just too many confusing and bad choices available today when you have to decide on exactly what WordPress Plugin is the best for....

- Creating a Shopping Cart
- Taking Payments Online
- Selling Event Tickets
- Displaying a Calendar
- Creating a Photo Gallery
- Integrating Social Media
- Creating A Community...

Or whatever else you want your business to do.

So I learned the hard way and it's my turn to share my experiences. My businesses have helped thousands of Bloggers START, BUILD and GROW Online with WordPress so get ready to save time and put an end to the technical frustrations

No More Trial and Error Learn WordPress!

<https://wpblogsupport.com/tutorials/>

WordPress Done for You – Unlimited WordPress Support

<http://wpblogsupport.com>

Contents

Welcome to The 50 Best WordPress Plugins	2
Top WordPress Plugins	6
WordPress eCommerce & Shopping Carts	6
Paid Memberships Pro:	6
Easy Digital Downloads	7
Restrict Content Pro	8
WooCommerce.....	9
AffiliateWP	10
WordPress Content and Presentation Plugins	11
LearnDash.....	11
NexGen Gallery	12
Thrive Landing Pages	13
Easy Pricing Table	14
Column Shortcodes.....	15
Page List	16
List Category Posts.....	16
My Category Order	16
Simple Page Ordering	17
In Post Ads.....	18
WP-PageNavi	19
Wp Pagenavi Style	19
Breadcrumb NavXT	20
Category Posts Widget	21
Add Posts to Page	22
Post Types Order	22
List Category Posts.....	23
Content Aware Sidebars	24
Embed Any Document	25
AVH Extended Categories Widgets.....	26
Editorial Calendar	27

WordPress Post Tabs	28
Multiple Themes	28
WordPress Calendars and Events Plugins	29
All-in-One Event Calendar by Timely	29
The Events Calendar	30
PodCasting and Video Plugins	31
Blubrry PowerPress Podcasting plugin	31
Seriously Simple Podcasting	32
S3 Media Vault	32
WordPress Tools for Administrators	33
My Custom Functions	33
One Click Child Theme	34
Child Theme Configurator	35
WordPress Show IDs	36
WordPress Importer	36
Use Google Libraries	36
WordPress Bulk Editing Plugins	37
Bulk Delete	37
Bulk Move	37
Default Thumbnail Plus	38
Real Time Find and Replace	39
Duplicate Post.....	40
Clean Up Optmizer.....	40
Convert Post Types	41
WordPress Social Media + Communications Plugins.....	42
WP Support Plus Responsive Ticket System	42
Tawk-To Live Chat.....	43
WP Mail SMTP	44
Contact Form 7	45
Social Media Widget by Acurax (aka Acurax Social Media Widget)	45
Revive Old Post (Former Tweet Old Post)	46

WP Twitter Feed	47
BuddyPress	48
BBPress	49
OnlyWire for WordPress [OFFICIAL]	50
NewsLetter	50
Gravity Form	51
Ultimate Member	52
WordPress Traffic Tools	53
SEO Pressor	53
Yoast SEO	54
Google Analytics for WordPress	55
All In One SEO	56
Scroll Triggered Box	57
ICEGRAM	58
WP Rocket	58
WordFence	59
Broken Link Checker	60
BBQ: Block Bad Queries	60
Theme My Login	61
Postie	62
WpeMatico	63
Safe Redirect Plugin	63
All 404 Redirect to Home Page	63
Akismet	63

Top WordPress Plugins

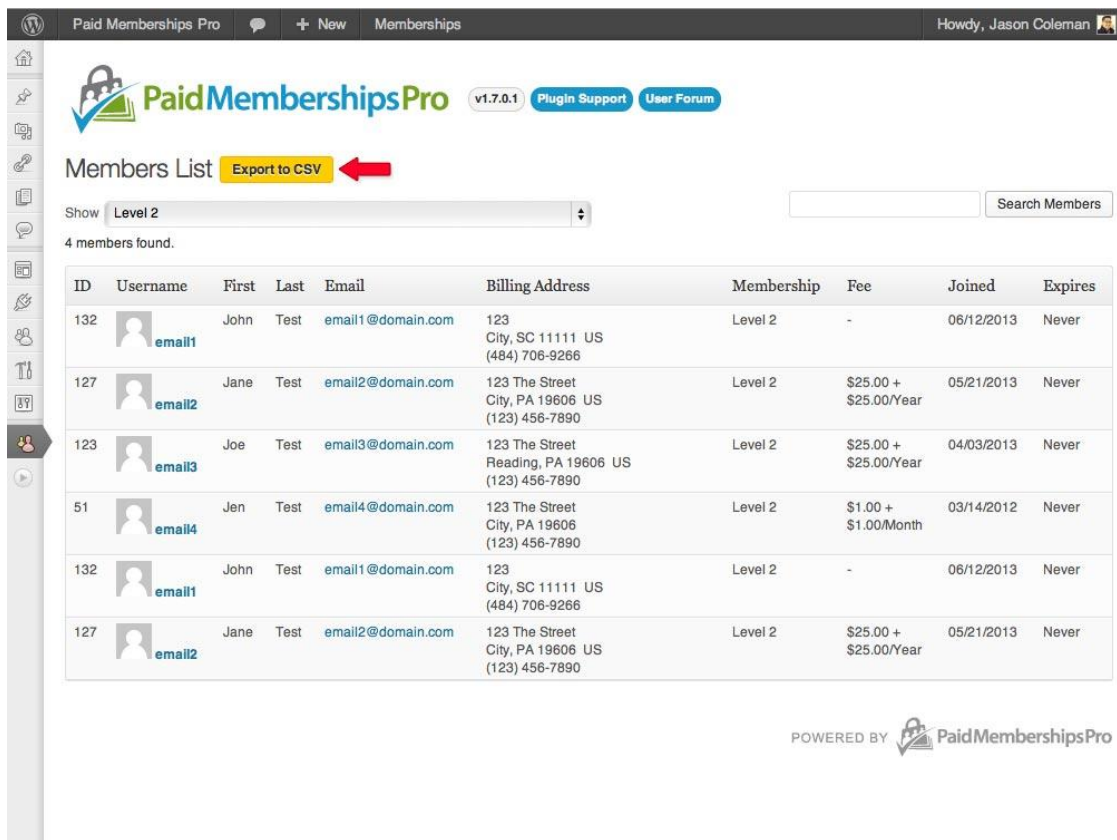
WordPress eCommerce & Shopping Carts

Paid Memberships Pro:

<http://www.paidmembershipspro.com>

Set up unlimited membership levels and provide restricted access to members-only content (including pages, posts, categories, videos, forums, downloads, support, single "a la carte" page access, and more).

Paid Memberships Pro is flexible enough to fit the needs of almost all online and offline businesses. It works great out of the box, but is easy for developers to customize to fit your needs.




Members List [Export to CSV](#)

Show **Level 2**

4 members found.

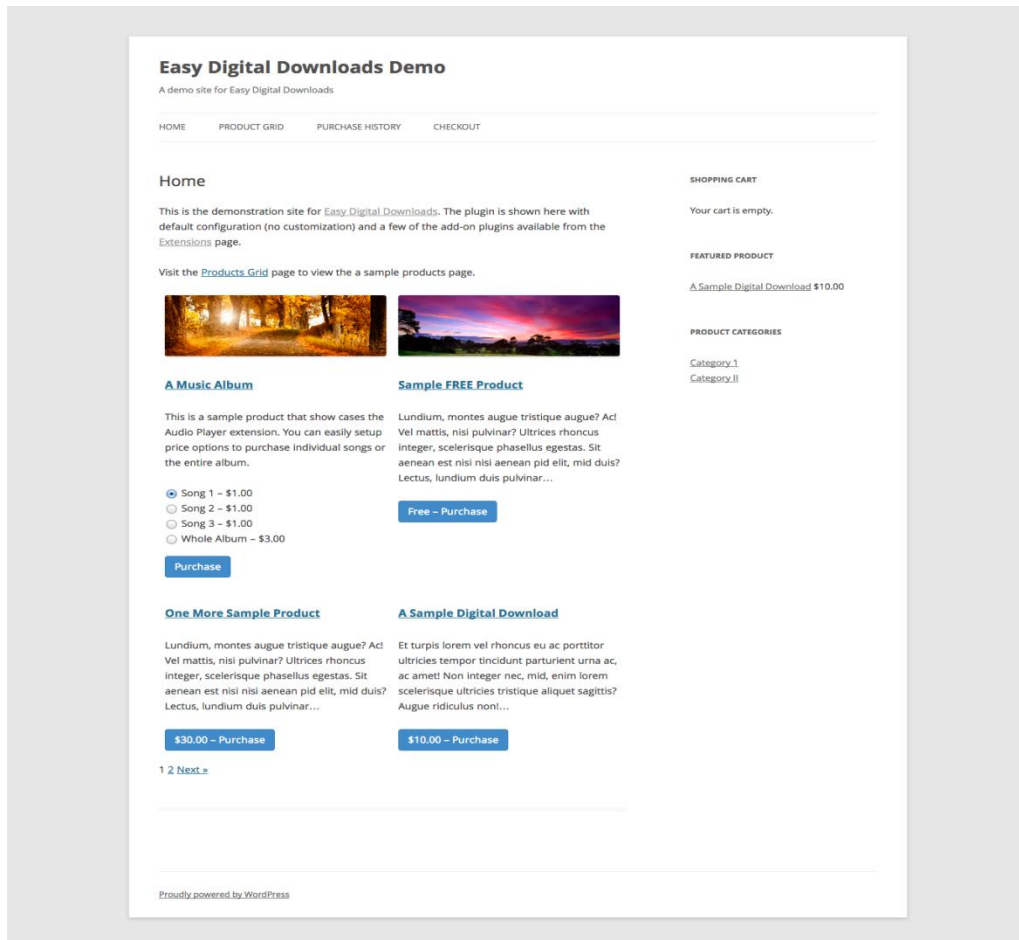
ID	Username	First	Last	Email	Billing Address	Membership	Fee	Joined	Expires
132	email1	John	Test	email1@domain.com	123 City, SC 11111 US (484) 706-9266	Level 2	-	06/12/2013	Never
127	email2	Jane	Test	email2@domain.com	123 The Street City, PA 19606 US (123) 456-7890	Level 2	\$25.00 + \$25.00/Year	05/21/2013	Never
123	email3	Joe	Test	email3@domain.com	123 The Street Reading, PA 19606 US (123) 456-7890	Level 2	\$25.00 + \$25.00/Year	04/03/2013	Never
51	email4	Jen	Test	email4@domain.com	123 The Street City, PA 19606 (123) 456-7890	Level 2	\$1.00 + \$1.00/Month	03/14/2012	Never
132	email1	John	Test	email1@domain.com	123 City, SC 11111 US (484) 706-9266	Level 2	-	06/12/2013	Never
127	email2	Jane	Test	email2@domain.com	123 The Street City, PA 19606 US (123) 456-7890	Level 2	\$25.00 + \$25.00/Year	05/21/2013	Never

POWERED BY  PaidMembershipsPro

Easy Digital Downloads

<http://www.easydigitaldownloads.com>

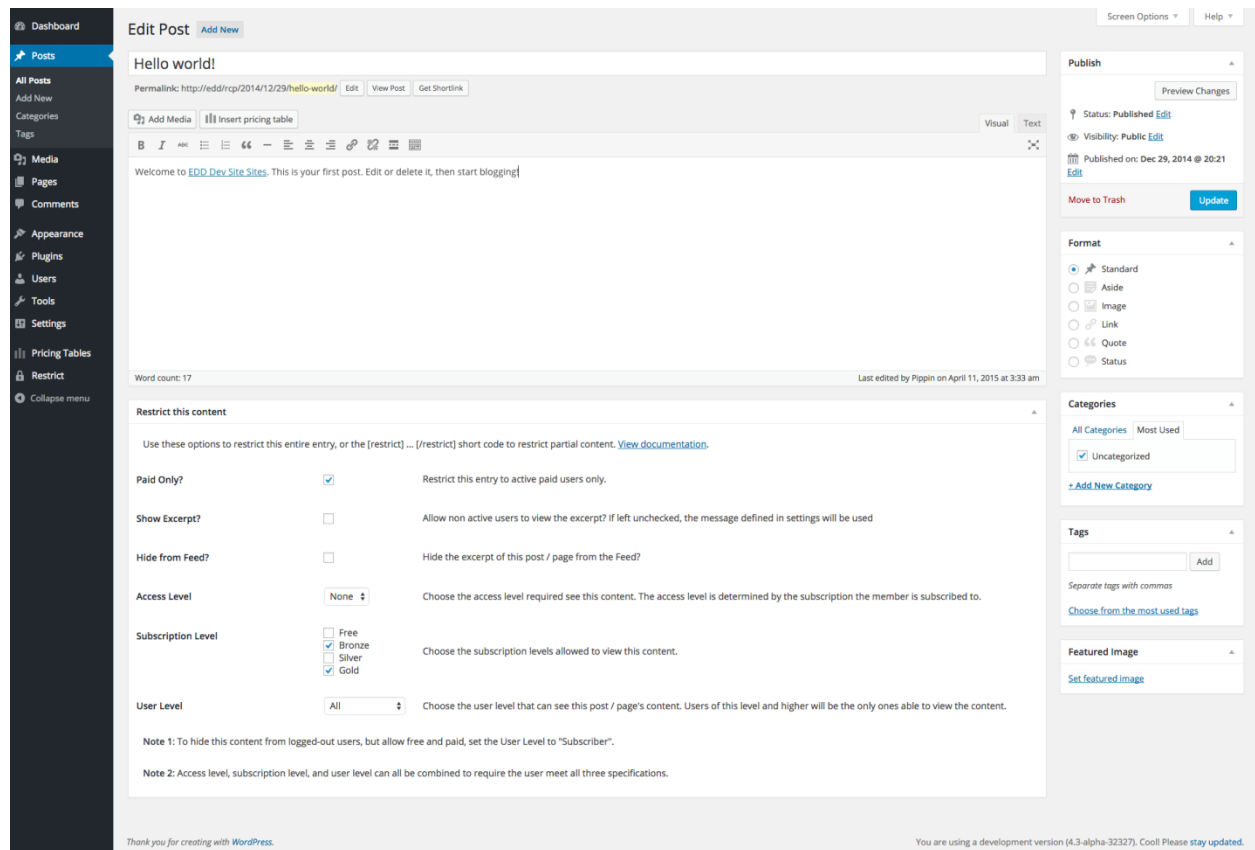
Easy Digital Downloads is a complete e-commerce solution for selling digital products in a light, performant, and easy to use plugin. Rather than attempting to provide every feature under the sun, Easy Digital Downloads makes selling digital simple and complete by providing just the features you need.



Restrict Content Pro

<http://restrictcontentpro.com>

Restrict Content Pro is a complete membership and premium content manager plugin for WordPress. Create an unlimited number of memberships levels, including free, trial and premium. Manage members and their subscriptions, track payments, offer discounts with a complete discount code system, and provide premium, members-only content to your subscribers.



The screenshot shows the WordPress 'Edit Post' interface. The left sidebar contains the standard WordPress menu with 'Posts' highlighted. The main content area shows a post titled 'Hello world!'. Below the post content, the 'Restrict this content' section is expanded, displaying various settings:

- Paid Only?** ☒ Restrict this entry to active paid users only.
- Show Excerpt?** ☐ Allow non active users to view the excerpt? If left unchecked, the message defined in settings will be used
- Hide from Feed?** ☐ Hide the excerpt of this post / page from the Feed?
- Access Level** Choose the access level required see this content. The access level is determined by the subscription the member is subscribed to.
- Subscription Level**
 - ☐ Free
 - ☒ Bronze
 - ☐ Silver
 - ☒ GoldChoose the subscription levels allowed to view this content.
- User Level** Choose the user level that can see this post / page's content. Users of this level and higher will be the only ones able to view the content.

Below these settings, two notes are provided:

- Note 1: To hide this content from logged-out users, but allow free and paid, set the User Level to "Subscriber".
- Note 2: Access level, subscription level, and user level can all be combined to require the user meet all three specifications.

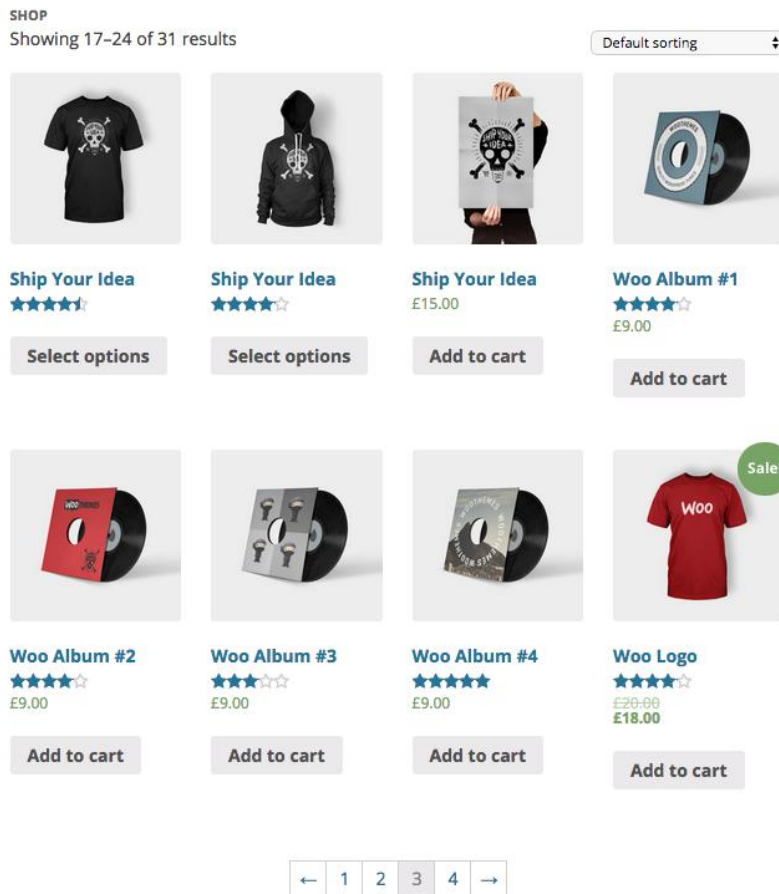
The right sidebar contains the 'Publish' and 'Format' sections. The 'Publish' section shows the post status as 'Published' and the visibility as 'Public'. The 'Format' section shows the 'Standard' format selected. The 'Categories' section shows 'Uncategorized' selected. The 'Tags' section is empty. The 'Featured Image' section shows a link to 'Set featured image'.

WooCommerce

<http://www.woocommerce.com>

WooCommerce is a free eCommerce plugin that allows you to sell anything, beautifully. Built to integrate seamlessly with WordPress, WooCommerce is the world's favorite eCommerce solution that gives both store owners and developers complete control.

With endless flexibility and access to hundreds of free and premium WordPress extensions, WooCommerce now powers 30% of all online stores -- more than any other platform.



AffiliateWP

<http://www.affiliatewp.com>

Allows you to set product referral rates on a per-affiliate level in AffiliateWP.

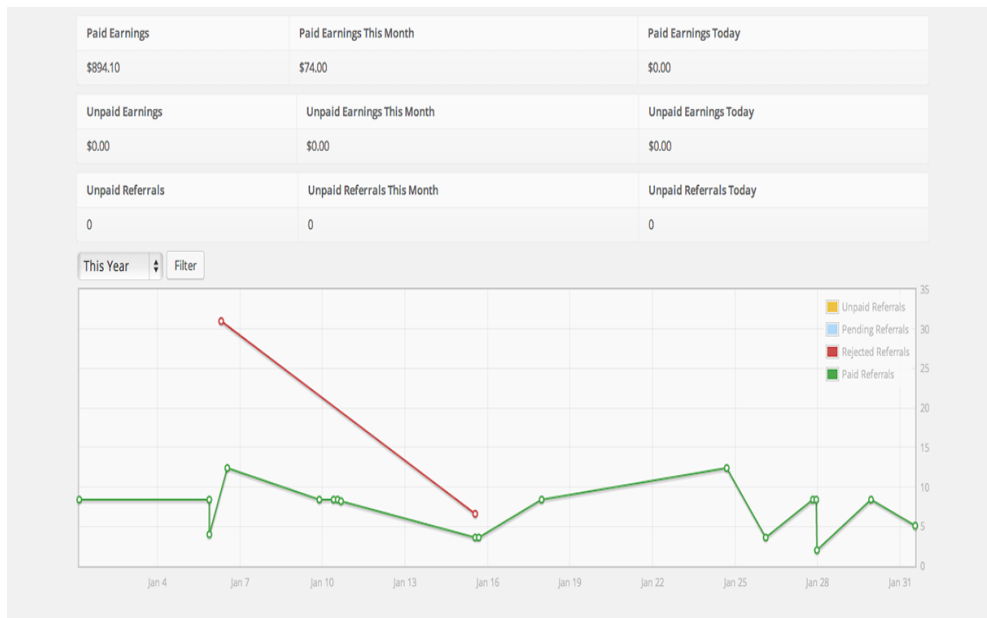
At its most basic level AffiliateWP allows you to set a global referral rate which all affiliates share. For integrations that support per-product referral rates, affiliates can earn different commissions based on which product/s are purchased. AffiliateWP also allows you to set referral rates on a per-affiliate level which will override any per-product referral rate.

Affiliate Product Rates expands this even further, allowing different per-product referral rates on a per-affiliate level.

Here are some examples of how you might use this plugin:

1. Give Affiliate X 10% commission for Product A, 80% commission for Product B, and a flat rate of \$50 for Product C.
2. Give Affiliate Y 50% commission for Product A, but a lower commission than Affiliate X for Products B and C.
3. Give Affiliate Z a flat-rate of \$10 commission for Product A, 65% commission for Product B and 22% commission for Product C.

The possibilities are endless! You can also set per-product referral rates per-affiliate per-integration!











WordPress Content and Presentation Plugins

LearnDash

<http://www.learndash.com>

The WordPress LMS: Flexible Learning Management

The LearnDash plugin takes cutting edge elearning methodology and infuses it into WordPress. More than just a plugin, LearnDash provides practical and experience driven guidance for individuals and organizations interested in setting up online courses.

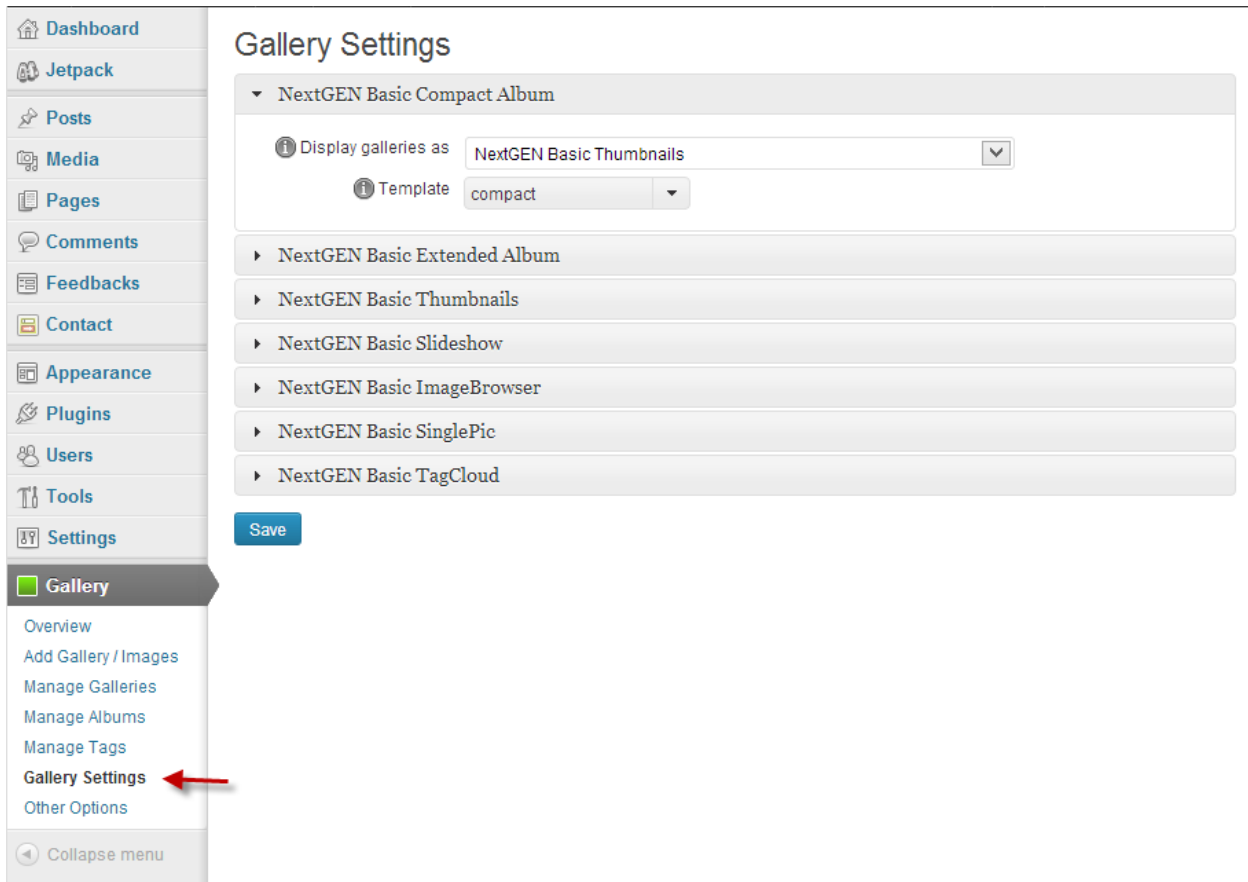
Course Content		Expand All Collapse All
Lessons	Status	
1	The Keyboard Notes	
2	Learning The Musical Dynamics	
	 Scales and Arpeggios	
	 Left Hand Exercise	
	 Right Hand Technique	
3	What Are Musical Intervals	
	 Musical Intervals Topic 1	
	 Music Intervals Topic 2	

NexGen Gallery

<https://wordpress.org/plugins/nextgen-gallery/>

NextGEN Gallery is a WordPress gallery plugin that offers sophisticated gallery management and displays.

It provides a powerful engine for uploading and managing galleries of images, with the ability to batch upload, import meta data, add/delete/rearrange/sort images, edit thumbnails, group galleries into albums, and more. It also provides two front-end display styles (slideshows and thumbnail galleries), both of which come with a wide array of options for controlling size, style, timing, transitions, controls, lightbox effects, and more.



The screenshot displays the WordPress admin dashboard with the 'Gallery' menu item selected in the left sidebar. A red arrow points to 'Gallery Settings' in the sidebar. The main content area shows the 'Gallery Settings' for 'NextGEN Basic Compact Album'. The settings include:

- Display galleries as:** NextGEN Basic Thumbnails
- Template:** compact

Below these settings, there is a list of gallery types with expandable options:

- NextGEN Basic Extended Album
- NextGEN Basic Thumbnails
- NextGEN Basic Slideshow
- NextGEN Basic ImageBrowser
- NextGEN Basic SinglePic
- NextGEN Basic TagCloud

A 'Save' button is located at the bottom of the settings panel.

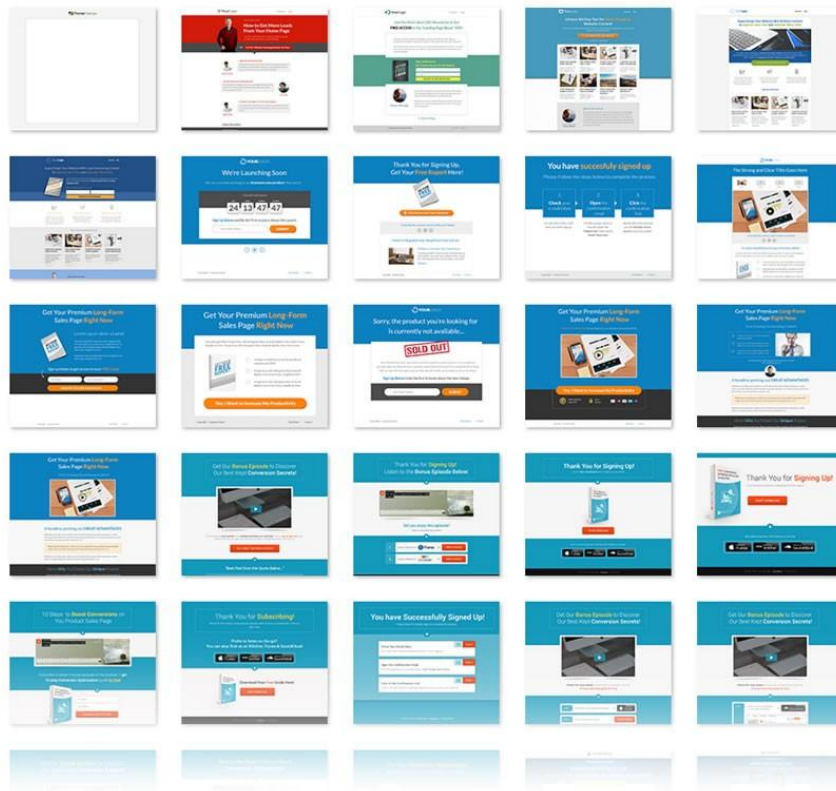
Thrive Landing Pages

<https://thrivethemes.com/landingpages/>

With Thrive Landing Pages, you get sets of templates that work together logically and all use the same, carefully conversion optimized design language.

This means you can create flawless, high-converting and extremely polished looking pages that take your visitors all the way from initial signup to purchase, product download and more.

Here are some Templates Currently Available in the Plugin:



Easy Pricing Table

<https://wordpress.org/plugins/easy-pricing-tables/>

Easy Pricing Tables implements conversion rate optimization (CRO) best practices and guides you through the process of creating a pricing table that converts.

Unlimited WordPress Support ☐ Include WordPress Hosting

Sign Up For Unlimited WordPress Support

	Start	Buld	Grow
	\$25	\$77	\$197
	Monthly	Monthly	Monthly
12 Core WordPress Maintenance & Security Tasks	✓	✓	✓
Unlimited WordPress Tweaks & Fixes	✗	✓	✓
Unlimited WordPress Small Jobs	✗	✓	✓
WordPress Training Courses (Free WPHomerom.com Membership)	✗	✓	✓

Easy Pricing Tables works with any WordPress theme you have installed. After creating your first pricing table using Easy Pricing Tables, you can publish your pricing tables anywhere on your site using a shortcode.

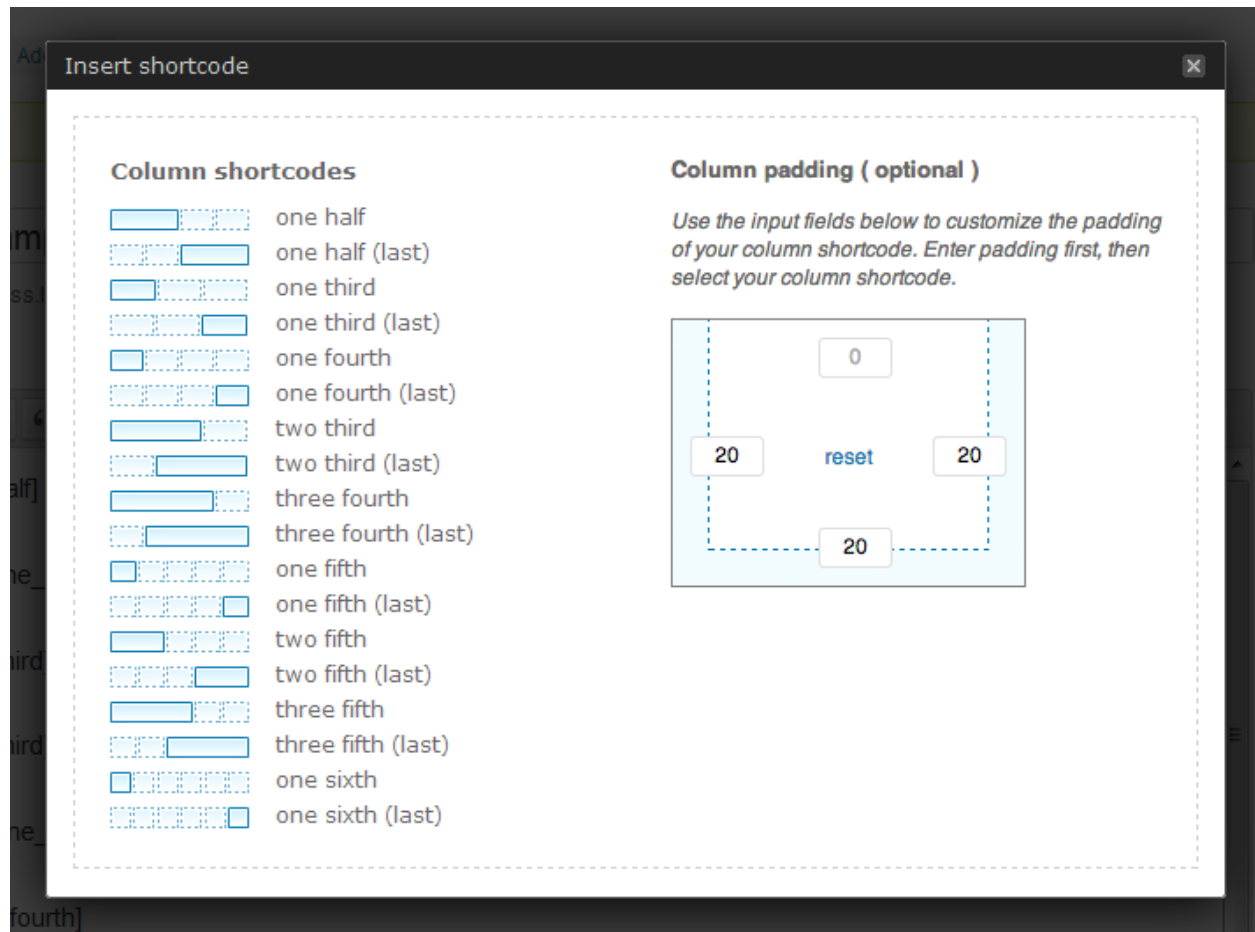
Easy Pricing Tables Features

- Works with any WordPress Theme
- Responsive Pricing Tables
- Intuitive User Interface - building pricing tables has never been easier
- Built-in Conversion Rate Optimization Best Practices
- Create Unlimited Pricing Table Rows
- Customize Your Pricing Table Design: Font-size, Color Pickers and Rounded Borders.
- Use Drag & Drop To Reorder Easy Pricing Tables Columns
- Featured Your Most Popular Easy Pricing Tables Column
- Custom CSS - Add Custom CSS to your Pricing Table

Column Shortcodes

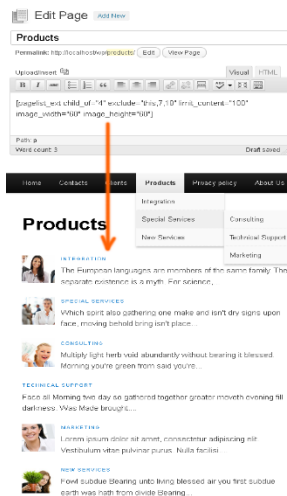
<https://wordpress.org/plugins/column-shortcodes/>

Sometimes you just need to divide your page into different columns. With this plugin you just select a column shortcode and it will add the column to the page. You can also change the padding of each individual column from the UI.



Page List

<https://wordpress.org/plugins/page-list/>



Plugin helps you to show list of pages of your web-site with [pagelist], [subpages], [siblings] and [pagelist_ext] shortcodes.

Very useful for adding sitemap or list of subpages or list of products with thumbnails on your web-site.

List Category Posts

<https://wordpress.org/plugins/list-category-posts/>

List Category Posts allows you to list posts by category in a post/page using the [catlist] shortcode. When you're editing a page or post, directly insert the shortcode in your text and the posts will be listed there. The basic usage would be something like this:

[catlist id=1]

[catlist name="news"]

My Category Order

<https://wordpress.org/plugins/taxonomy-terms-order/>

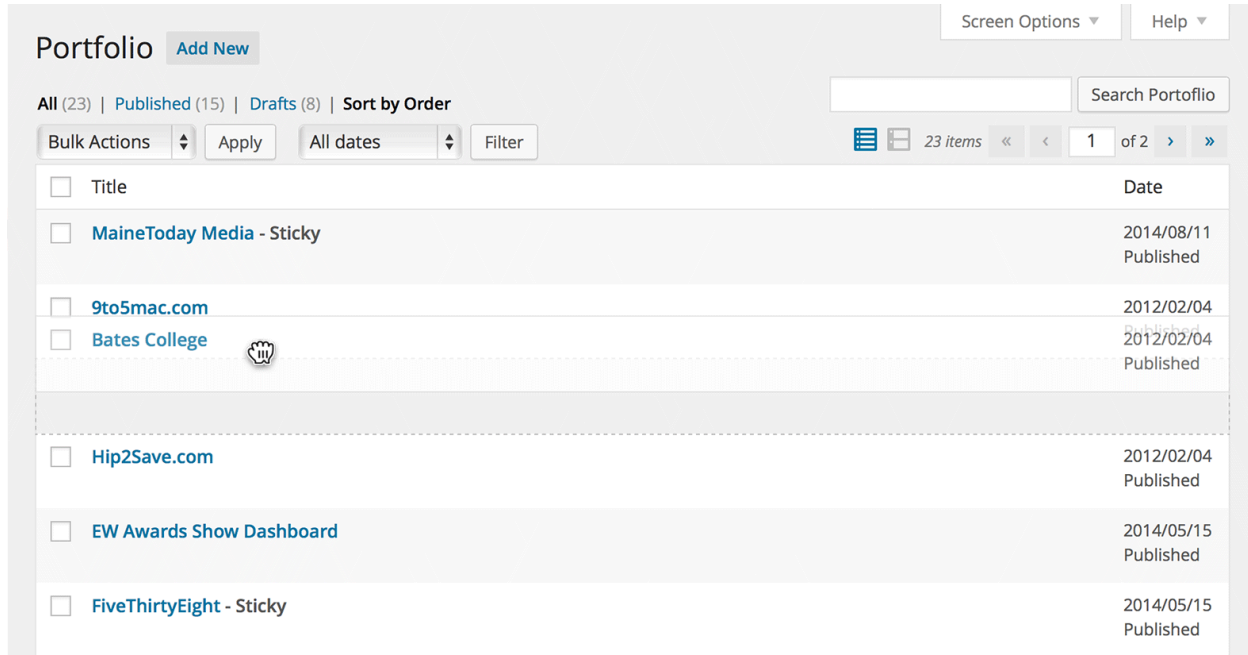
My Category Order allows you to set the order in which Post categories will appear on your WordPress site. Uses a drag and drop interface for ordering. Adds a widget with additional options for easy installation on widgetized themes.

Simple Page Ordering

<https://wordpress.org/plugins/simple-page-ordering/>

Order your pages, hierarchical custom post types, or custom post types with "page-attributes" with simple drag and drop right from the built in page list.

Simply drag and drop the page into the desired position. It's that simple. No new admin menus pages, no clunky, bolted on user interfaces. Just drag and drop on the page or post-type screen.



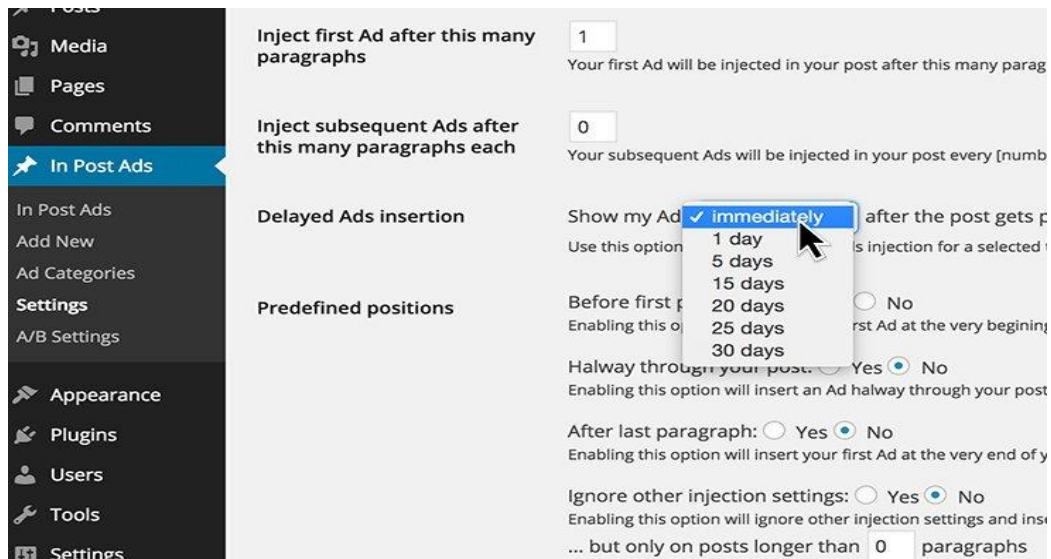
The screenshot shows the WordPress 'Portfolio' screen. At the top, there's a 'Portfolio' title and an 'Add New' button. Below this, there are filters for 'All (23)', 'Published (15)', and 'Drafts (8)', along with a 'Sort by Order' dropdown. A search bar labeled 'Search Portfolio' is on the right. Below the filters, there's a 'Bulk Actions' dropdown, an 'Apply' button, and a 'Filter' button. A pagination bar shows '23 items' and '1 of 2' pages. The main content area is a table with two columns: 'Title' and 'Date'. Each row has a checkbox in the 'Title' column. The items listed are: 'MaineToday Media - Sticky' (2014/08/11 Published), '9to5mac.com' (2012/02/04), 'Bates College' (2012/02/04 Published), 'Hip2Save.com' (2012/02/04 Published), 'EW Awards Show Dashboard' (2014/05/15 Published), and 'FiveThirtyEight - Sticky' (2014/05/15 Published).

<input type="checkbox"/> Title	Date
<input type="checkbox"/> MaineToday Media - Sticky	2014/08/11 Published
<input type="checkbox"/> 9to5mac.com	2012/02/04
<input type="checkbox"/> Bates College	2012/02/04 Published
<input type="checkbox"/> Hip2Save.com	2012/02/04 Published
<input type="checkbox"/> EW Awards Show Dashboard	2014/05/15 Published
<input type="checkbox"/> FiveThirtyEight - Sticky	2014/05/15 Published

In Post Ads

<https://wordpress.org/plugins/insert-post-ads/>

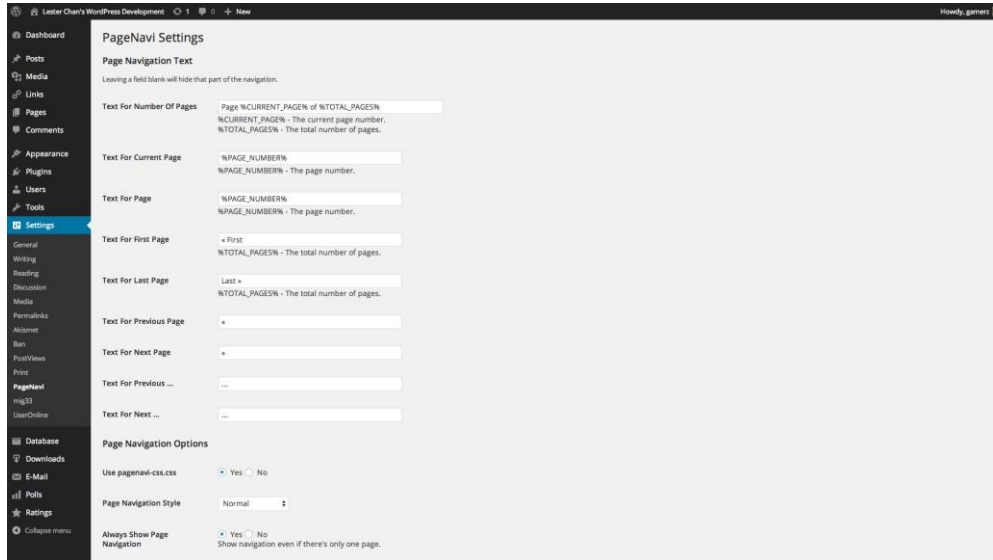
Build a premium marketing strategy that makes the most of your content. Mix advertisements with post and page content to drastically improve sales.



WP-PageNavi

<https://wordpress.org/plugins/wp-pagenavi/>

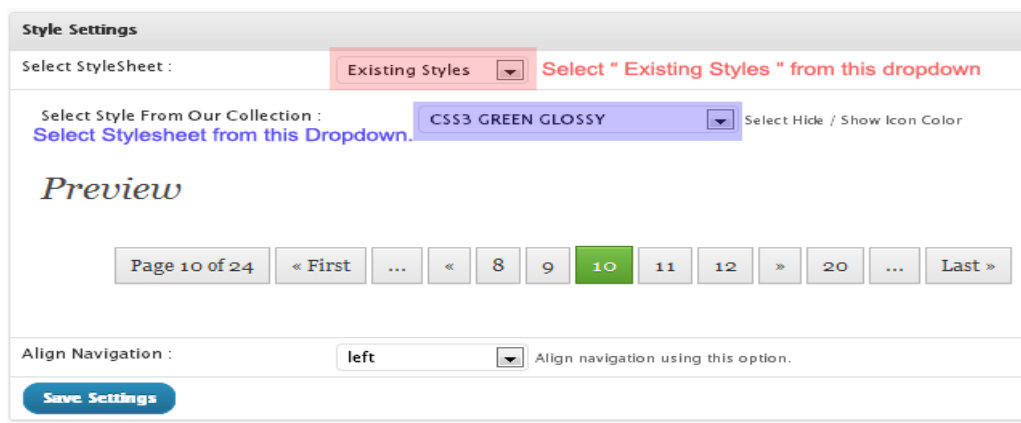
Adds a more advanced pagination to your WordPress blog



Wp Pagenavi Style

<https://wordpress.org/plugins/wp-pagenavi-style/>

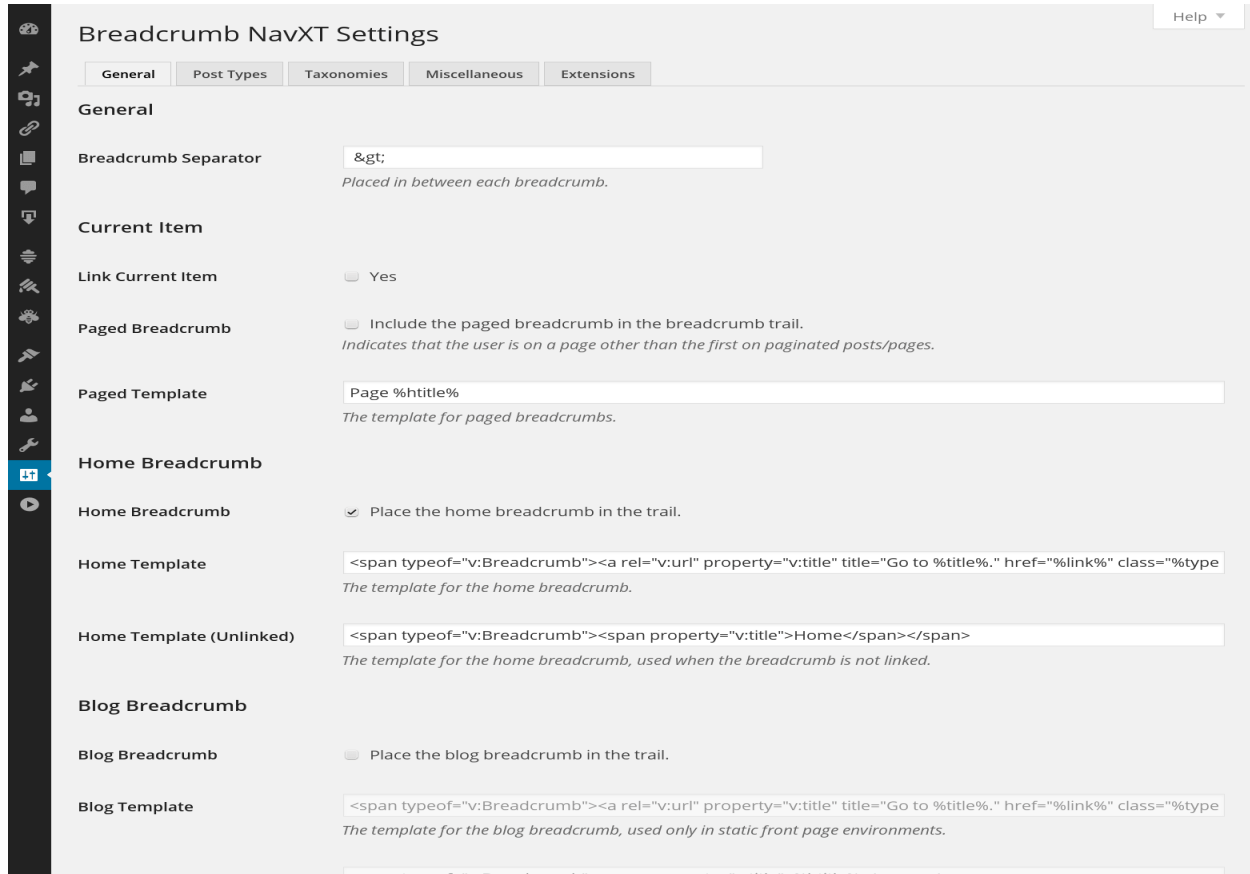
Adds Style options for most popular wordpress pagination plugin wp-pagenavi.



Breadcrumb NavXT

<https://wordpress.org/plugins/breadcrumb-navxt/>

Breadcrumb NavXT, the successor to the popular WordPress plugin Breadcrumb Navigation XT, was written from the ground up to be better than its ancestor. This plugin generates locational breadcrumb trails for your WordPress powered blog or website. These breadcrumb trails are highly customizable to suit the needs of just about any website running WordPress. The Administrative interface makes setting options easy, while a direct class access is available for theme developers and more adventurous users.



Breadcrumb NavXT Settings Help ▾

General

Breadcrumb Separator
Placed in between each breadcrumb.

Current Item

Link Current Item ☐ Yes

Paged Breadcrumb ☐ Include the paged breadcrumb in the breadcrumb trail.
Indicates that the user is on a page other than the first on paginated posts/pages.

Paged Template
The template for paged breadcrumbs.


Home Breadcrumb

Home Breadcrumb ☒ Place the home breadcrumb in the trail.

Home Template
The template for the home breadcrumb.

Home Template (Unlinked) Place the blog breadcrumb in the trail.

Blog Template
The template for the blog breadcrumb, used only in static front page environments.

Blog Template (Unlinked) 

Category Posts Widget

<https://wordpress.org/plugins/category-posts/>

Category Posts Widget is a light widget designed to do one thing and do it well: display the most recent posts from a certain category.

Category Posts ▲

Title:

☐ Hide title

Category:

Number of posts to show:

Sort by:

☐ Reverse sort order (ascending)

☒ Make widget title link

☒ Show post excerpt

Excerpt length (in words):

☒ Show number of comments

☒ Show post date

☒ Show post thumbnail

☐ Thumbnail to top

Thumbnail dimensions (in pixels):
Width: Height:

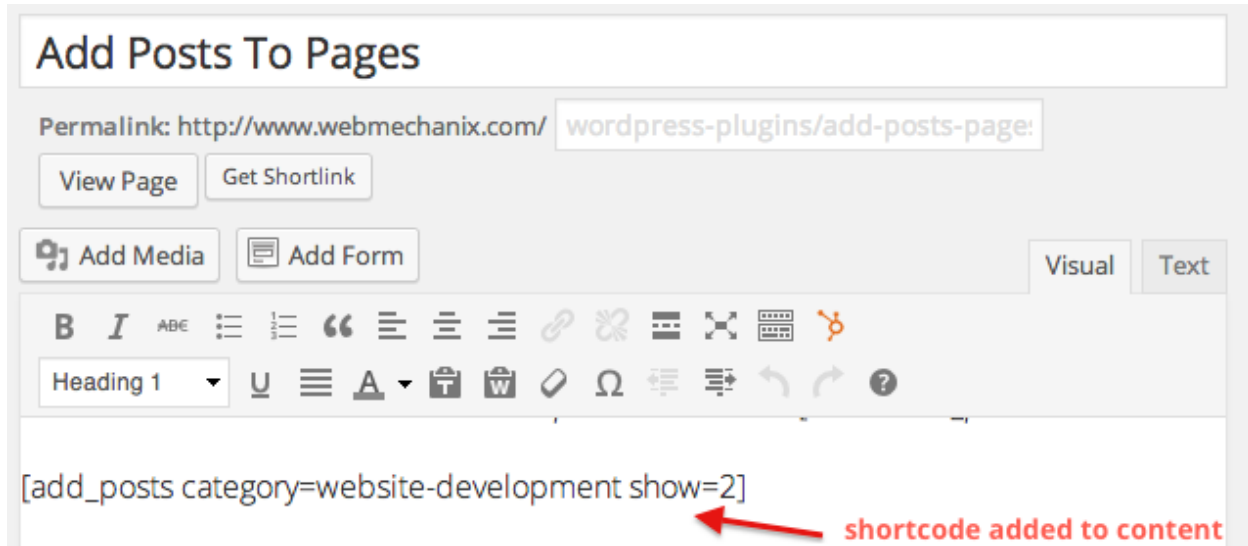
☐ Disable widget CSS

[Delete](#) | [Close](#)

Add Posts to Page

<https://wordpress.org/plugins/add-posts-to-pages/>

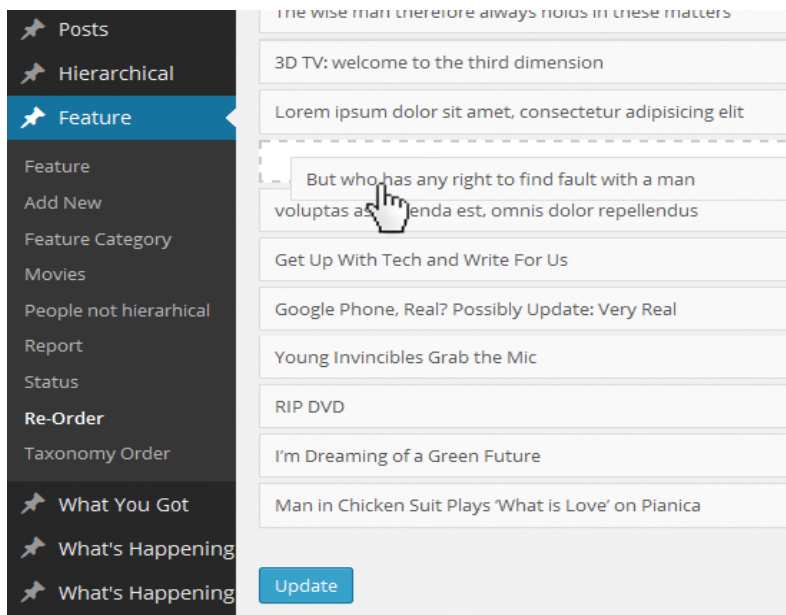
Posts to page, shortcode [posts-to-page]. Usage [posts-to-page cat_id=1]



Post Types Order

<https://wordpress.org/plugins/post-types-order/>

Posts Order and Post Types Objects Order using a Drag and Drop Sortable javascript capability



List Category Posts

<https://wordpress.org/plugins/list-category-posts/>

Show more category content on your WordPress blog

Category Content: More ▼

Title:

Show posts from year:
 ▼

Show widget on:
 ▼

Show categories:
 ▼

Amount:

-1 for all posts

Single posts - Orderby:
 ▼

Single posts - Order:
 ▼

Categories - Orderby:
 ▼

Categories - Order:
 ▼

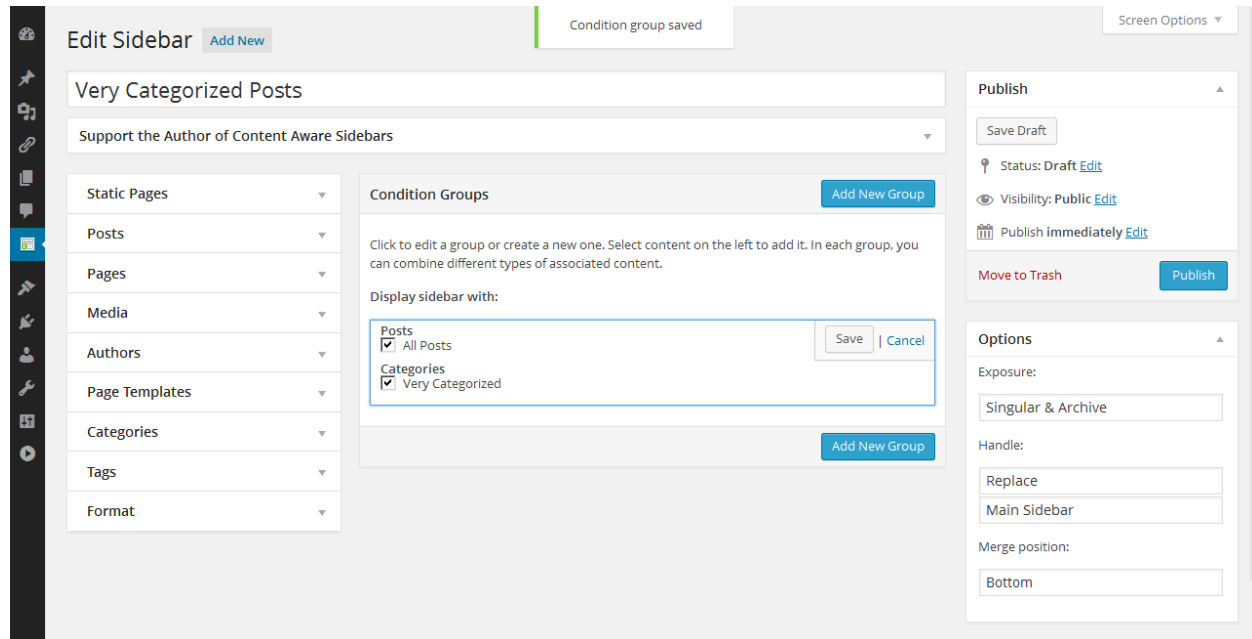
Remove child categories:
 ▼

[Delete](#) | [Close](#) [Save](#)

Content Aware Sidebars

<https://wordpress.org/plugins/content-aware-sidebars/>


Manage an infinite number of sidebars. Boost on-site SEO with better Calls to Action by controlling what content or context your sidebars should be displayed with. The sidebar manager makes it incredibly easy for anyone to create dynamic, custom sidebars without the need of code.



Embed Any Document

<https://wordpress.org/plugins/embed-any-document/>

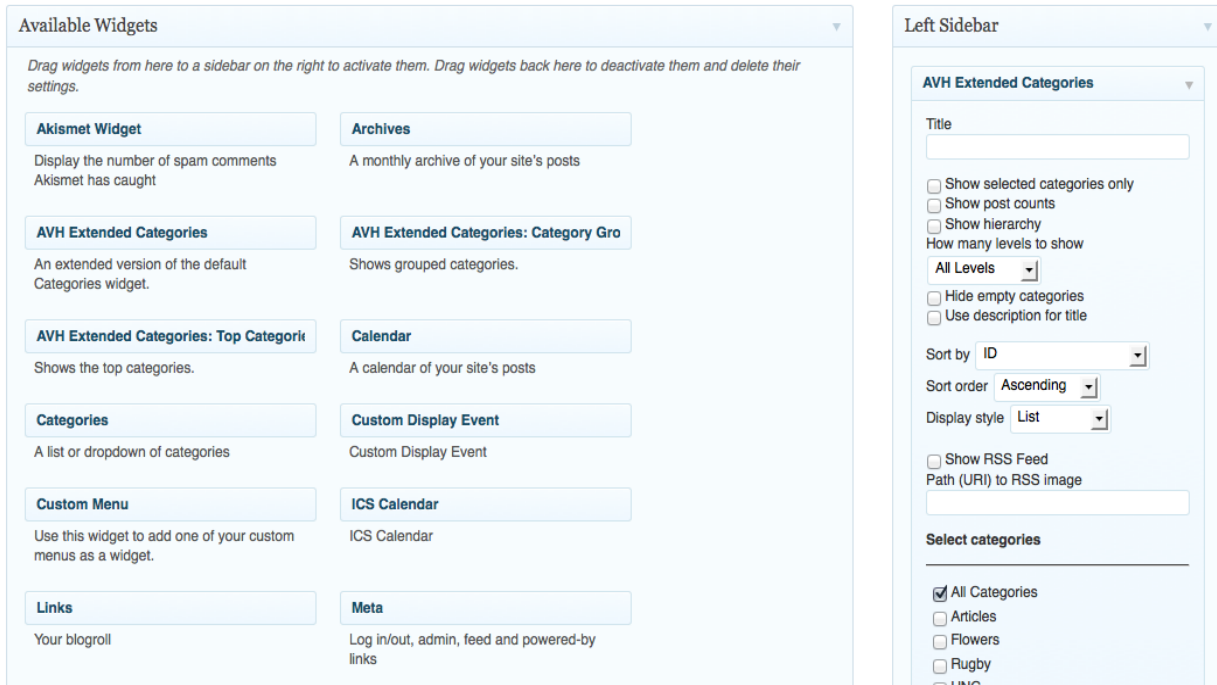
Embed Any Document WordPress plugin lets you upload and embed your documents easily in your WordPress website without any additional browser plugins like Flash or Acrobat reader. The plugin lets you choose between Google Docs Viewer and Microsoft Office Online to display your documents.



AVH Extended Categories Widgets

<https://wordpress.org/plugins/extended-categories-widget/>

The AVH Extended Categories Widgets gives you three widgets for displaying categories.



The screenshot displays the WordPress widget management interface. On the left, the 'Available Widgets' panel lists various widgets, including 'AVH Extended Categories', 'AVH Extended Categories: Top Categories', 'Categories', 'Custom Menu', 'Links', 'Archives', 'Calendar', 'Custom Display Event', 'ICS Calendar', and 'Meta'. The 'AVH Extended Categories' widget is highlighted. On the right, the 'Left Sidebar' panel shows the configuration for the 'AVH Extended Categories' widget. It includes a 'Title' field, checkboxes for 'Show selected categories only', 'Show post counts', 'Show hierarchy', 'Hide empty categories', and 'Use description for title'. It also features a 'How many levels to show' dropdown set to 'All Levels', 'Sort by' (ID), 'Sort order' (Ascending), and 'Display style' (List). At the bottom, there is a 'Select categories' section with a list of categories: 'All Categories' (checked), 'Articles', 'Flowers', 'Rugby', and 'Uncategorized'.

Editorial Calendar

<https://wordpress.org/plugins/editorial-calendar/>

Calendar The Editorial Calendar makes it possible to see all your posts and drag and drop them to manage your blog.



Posts Calendar

« April, 2012 - May, 2012 » Show Today Show Drafts

Sunday	Monday	Tuesday	Wednesday	Thursday	Friday	Saturday
29 01:00 pm Deadline Joyland	30 10:00 am Write the book 10:00 am FTS Testing today	May 1 10:00 am We come in peace for cats and mice everywhere	2 10:00 am Popular spelling mismakes	3 10:00 am Better blogging through chemistry 10:00 am test9	4 10:00 am The 20 second work week 10:00 am Sean's test	5 10:00 am Just a note to remind you to do this. 10:00 am Session
6 10:00 am testing	7 10:00 am Scheduling the unscheduled	8 10:00 am Post 1	9	10 10:00 am runmp 10:00 am Hello	11 10:10 am How I met your mother	12 10:00 am Test Draft

WordPress Post Tabs

<https://wordpress.org/plugins/wordpress-post-tabs/>

WordPress Post Tabs will help you to easily display your WordPress Post or Page sections in structured tabs, so that if you are writing some review post, you can add distinct tabs representing each section of the review like overview, specifications, performance, final rating and so on. Watch Live Demo at Plugin Page.



Multiple Themes

<https://wordpress.org/plugins/jonradio-multiple-themes/>

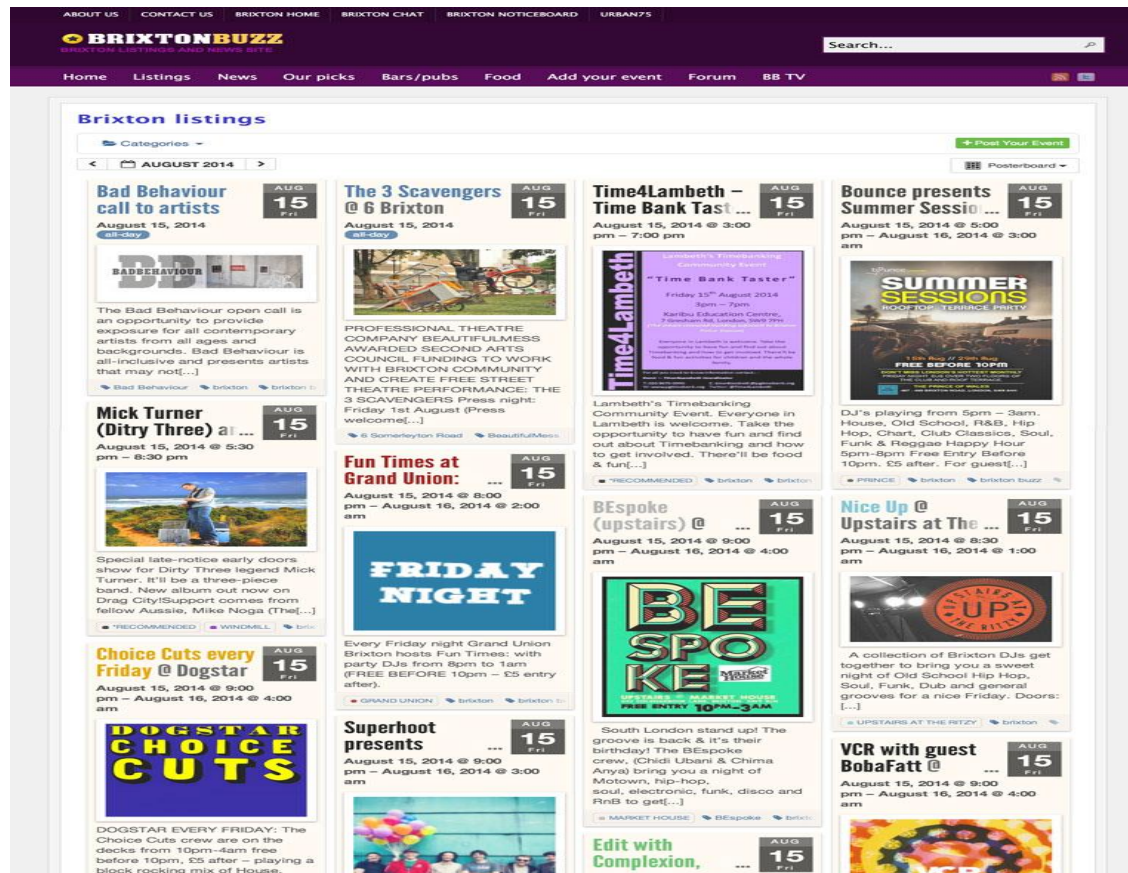
Select different Themes for one or more WordPress Pages, Posts or other non-Admin pages. Or Site Home.

WordPress Calendars and Events Plugins

All-in-One Event Calendar by Timely

<https://wordpress.org/plugins/all-in-one-event-calendar/>

A calendar system with posterboard, month, week, day, agenda views, upcoming events widget, color-coded categories, recurrence, and import/export of .ics feeds.



The Events Calendar

<https://wordpress.org/plugins/the-events-calendar/>

The Events Calendar is a carefully crafted, extensible plugin that lets you easily share your events. Beautiful. Solid. Awesome.

EVENTS IN

Date

SEARCH

Search

FIND EVENTS

VIEW AS

Month

Events for July 2013

MONDAY	TUESDAY	WEDNESDAY	THURSDAY	FRIDAY	SATURDAY	SUNDAY
1	2	3	4	5	6	7
	wp-hooked Developer Meetup		South Florida WordPress Meetup Group			
8	9	10	11	12	13	14
		Portland WordPress Meetup	Victoria WordPress User Group		WordCamp Windsor	WordCamp Windsor
		Monthly Tribal Council Meeting				
		Rob's Birthday				
15	16	17	18	19	20	21
	WordPress NYC Meetup					
22	23	24	25	26	27	28
				WordCamp Columbus	WordCamp Columbus	WordCamp Fayetteville
					WordCamp Fayetteville	
29	30	31				

« June

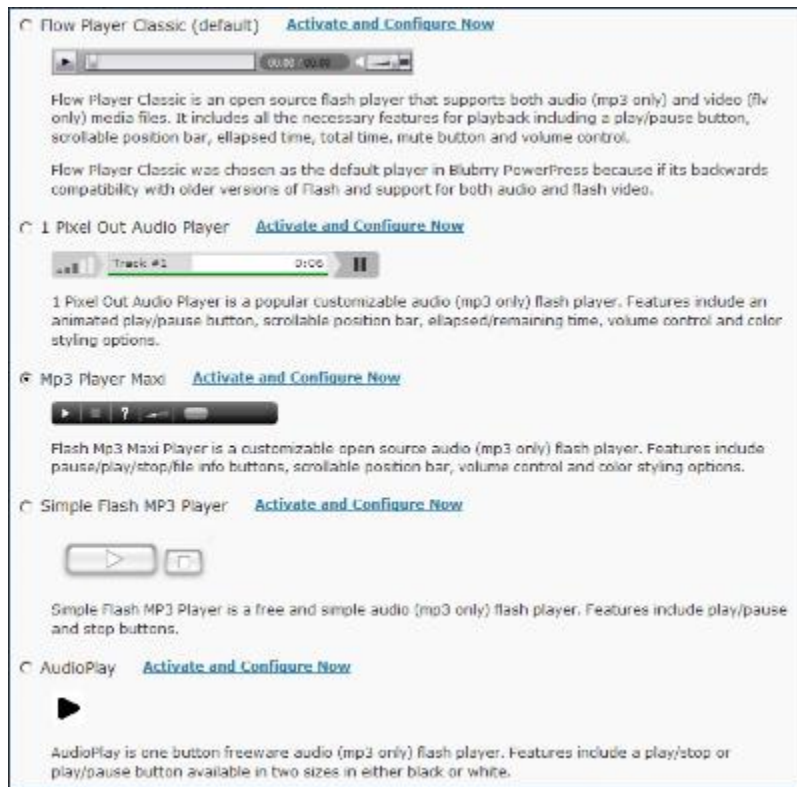
August »

PodCasting and Video Plugins

Blubrry PowerPress Podcasting plugin

<https://wordpress.org/plugins/powerpress/>

Blubrry PowerPress brings the essential features for podcasting to WordPress including full iTunes support, Web audio/video media players and more.



Seriously Simple Podcasting

<https://wordpress.org/plugins/seriously-simple-podcasting/>

Podcasting the way it's meant to be. No mess, no fuss - just you and your content taking over the world.

Miriam Schwab – Running a Successful WordPress Business

May 20, 2014 by Hugh Lashbrooke

MEETUPS



[Download file](#) | Duration: 55:45 | Size: 107.1 MB

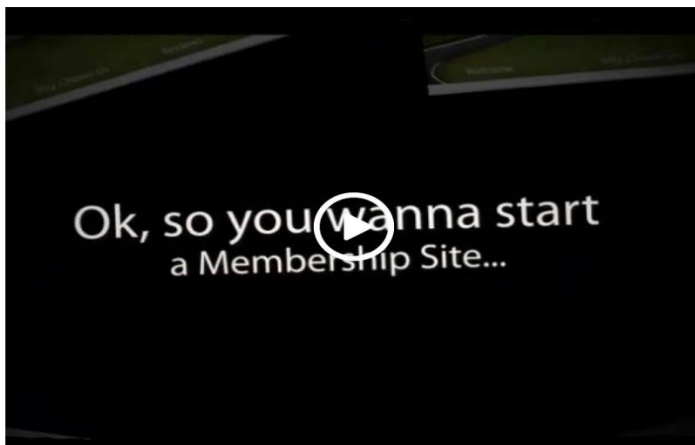
At our April 2014 meetup, [Miriam Schwab](#) spoke to us about running a successful WordPress business. Miriam is the founder of illuminea, a leading Israeli design and development agency, where she builds awesome websites, organises WordCamps and speaks at numerous events.

S3 Media Vault

<http://s3mediavault.com/>

S3MediaVault is a premium secure media player for your web site, which can play Video, Audio, generates secure download links, for any file stored on Amazon S3.

Sample Page



RECENT POSTS

[Hello world!](#)

RECENT COMMENTS

[Mr WordPress on Hell](#)

ARCHIVES

[September 2013](#)

CATEGORIES

[Uncategorized](#)

WordPress Tools for Administrators

My Custom Functions

<https://wordpress.org/plugins/my-custom-functions/>

No need any more functions.php file editing. Just give a tick mark and this plugin will do the rest for you.

My Custom Functions

by Arthur (Berserkr) Gareginyan

```
1 /* Change text of More tag
2 *****/
3 /*add_filter( 'the_content_more_link', 'modify_read_more_link' );
4 function modify_read_more_link() {
5     return '<a class="more-link" href="' . get_permalink() . '">Read more...</a>';
6 }*/
7
8 /* DOWNLOAD BUTTON
9 *****/
10 function anarcho_download_button($attr, $content = null){
11     return '<a
12         class="button"
13         href="' . $attr['url'] . '"
14     >
15         <span>DOWNLOAD</span>
16     </a>';
17 }
18 add_shortcode( 'anarcho_d_button', 'anarcho_download_button' );
19 |
```


This plugin allows you to EASILY and SAFELY add your own functions, snippets or any custom code to your site.

To use, enter your custom functions, then click "Update Custom Functions". It's that simple!

[Update Custom Functions](#)

If you find it useful, consider making a donation:

[Donate](#)



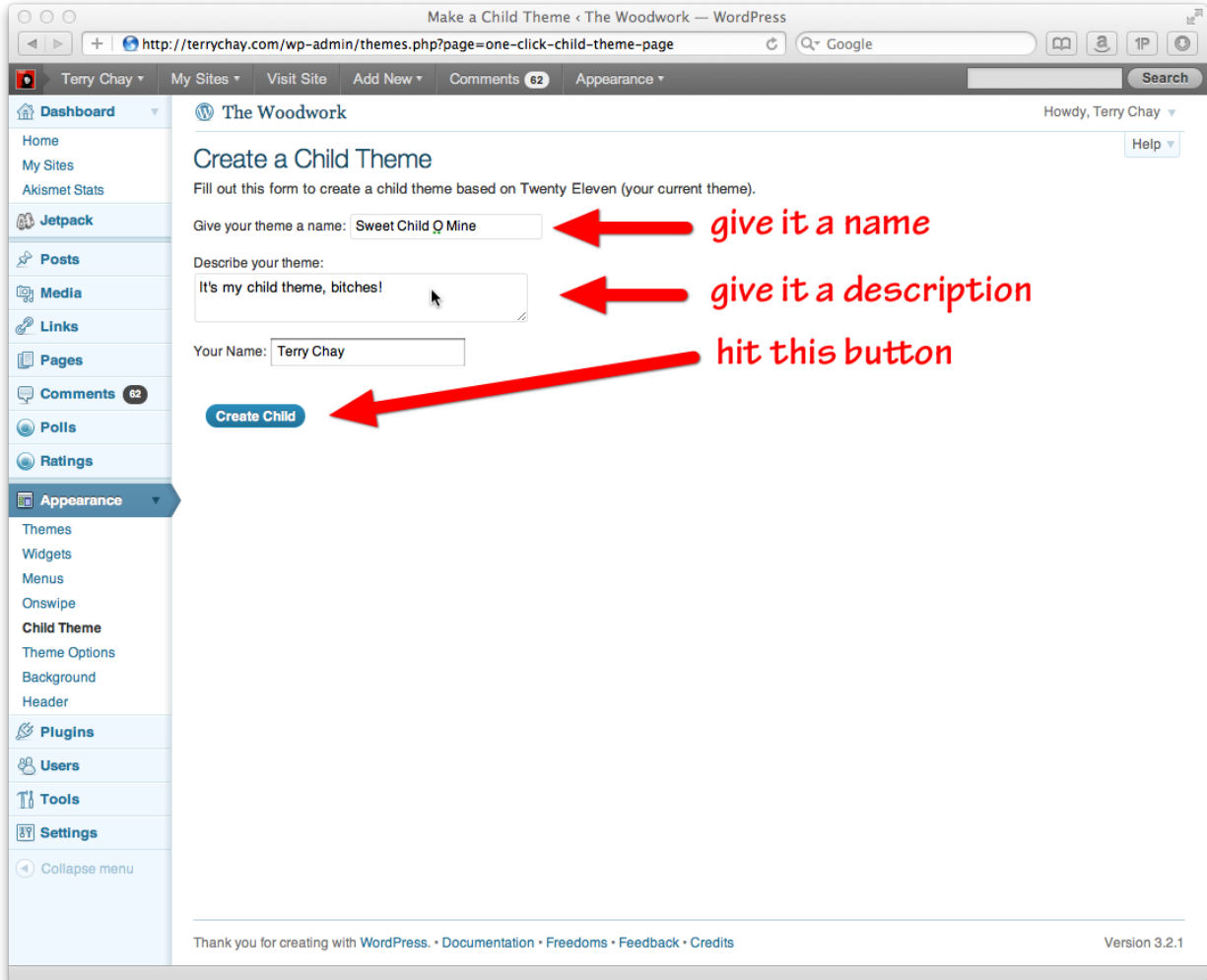
Thank you for creating with WordPress.

Version 4.2.2

One Click Child Theme

<https://wordpress.org/plugins/one-click-child-theme/>

Useful for shared hosts, this allows you to easily create child themes from any theme just by clicking.



The screenshot shows the WordPress dashboard for 'The Woodwork' theme. The 'Appearance' menu is expanded, and the 'Create a Child Theme' page is active. The form contains the following fields and a button:

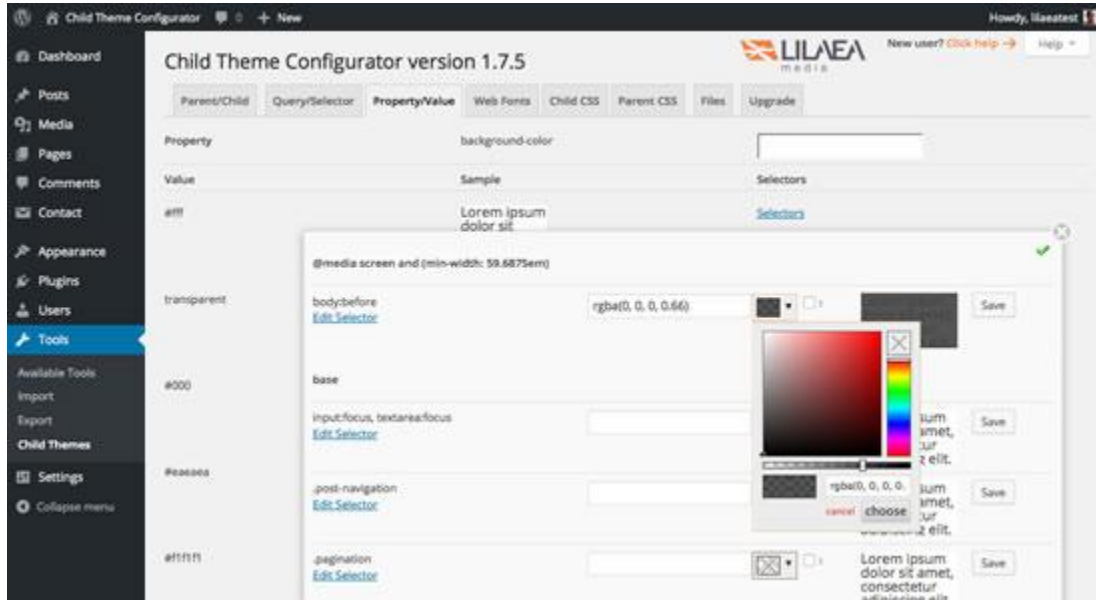
- Give your theme a name:** A text input field containing 'Sweet Child Q Mine'. A red arrow points to this field with the text 'give it a name'.
- Describe your theme:** A text area containing 'It's my child theme, bitches!'. A red arrow points to this field with the text 'give it a description'.
- Your Name:** A text input field containing 'Terry Chay'.
- Create Child:** A blue button. A red arrow points to this button with the text 'hit this button'.

The footer of the page includes the text: 'Thank you for creating with WordPress. • Documentation • Freedoms • Feedback • Credits' and 'Version 3.2.1'.

Child Theme Configurator

<https://wordpress.org/plugins/child-theme-configurator/>

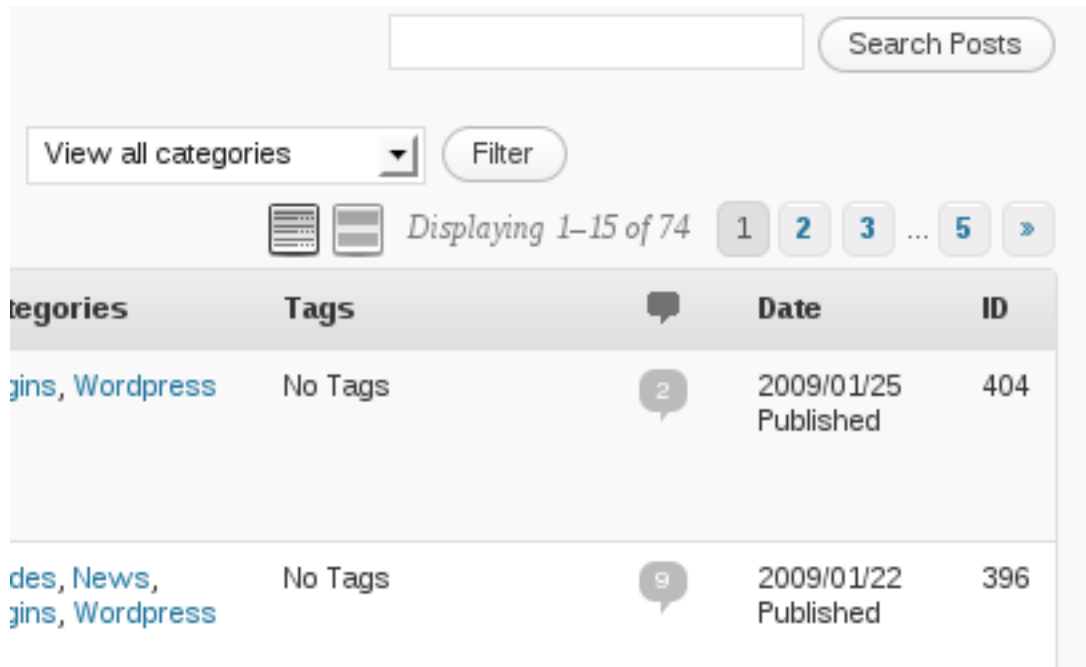
Create child themes and customize styles, templates and functions. Enqueues stylesheets and web fonts. Handles rgba, vendor-prefixes and more.



WordPress Show IDs

<https://wordpress.org/plugins/wpsite-show-ids/>

Simply shows the ID of Posts, Pages, Media, Links, Categories, Tags and Users in the admin tables for easy access. Very lightweight.



Categories	Tags		Date	ID
Plugins, Wordpress	No Tags	2	2009/01/25 Published	404
Pages, News, Plugins, Wordpress	No Tags	9	2009/01/22 Published	396

WordPress Importer

<https://wordpress.org/plugins/wordpress-importer/>

Import posts, pages, comments, custom fields, categories, tags and more from a WordPress export file.

Use Google Libraries

<https://wordpress.org/plugins/use-google-libraries/>

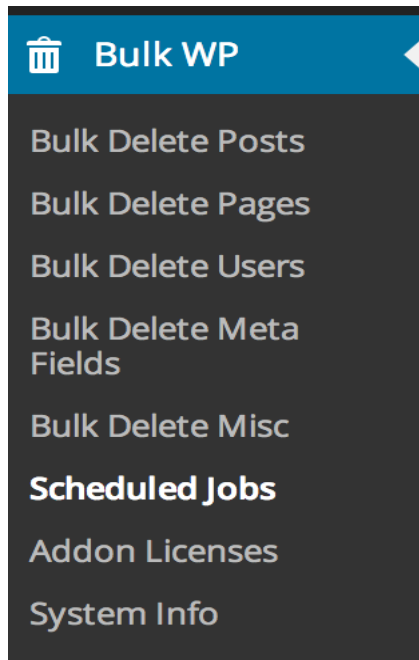
Allows your site to use common javascript libraries from Google's AJAX Libraries CDN, rather than from WordPress's own copies.

WordPress Bulk Editing Plugins

Bulk Delete

<https://wordpress.org/plugins/bulk-move/>

Bulk delete posts from selected categories, tags, post types, custom taxonomies or by post status like drafts, scheduled posts, revisions etc.



Bulk Move

<https://wordpress.org/plugins/bulk-move/>

Bulk move posts from selected categories or tags.



Default Thumbnail Plus

<https://wordpress.org/plugins/default-thumbnail-plus/>

Add a default thumbnail image to post's with no post_thumbnail set.








Default Thumbnail Plus

Image	Taxonomy	Value	Description
 <input type="button" value="Select image"/>	Any	-	This is the default thumbnail that will be loaded if the post has no featured image set.
 <input type="button" value="Select image"/>	Category	Test 2	✕
 <input type="button" value="Select image"/>	Category	3	✕
 <input type="button" value="Select image"/>	Tag	hello	✕
 <input type="button" value="Select image"/>	Tag	10	✕

☒ Use image attachment if available
Automatically use the post's first available image attachment for the thumbnail. This is useful for older posts that haven't got a featured image set.

☒ Use embedded image if available
Automatically use the post's first available embedded image for the thumbnail. This is useful if you embed external images.

☒ Use embedded video thumbnail if available
Automatically use the post's first available embedded video for the thumbnail (YouTube only).

Custom field
Enter a custom field key here, its value if set will become the default post thumbnail for that post. The custom field value can either be an Attachment ID, or a link to an image.

Excluded posts
List of posts to be ignored by this plugin. Comma separated e.g. 10, 2, 7, 14.

Advanced Options

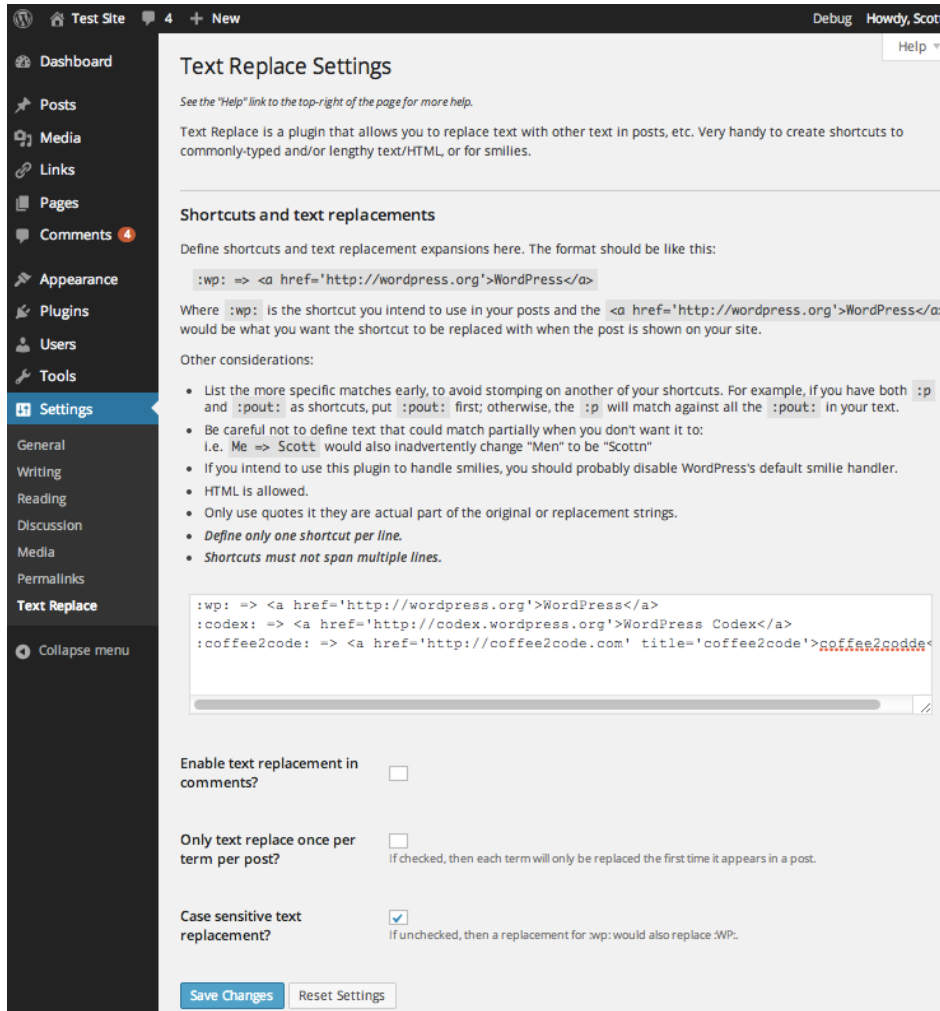
☒ Cache and resize external images
Automatically resize, crop and cache external images & video thumbnails. Recommended option, however doesn't work with some server configurations.

☒ Filter post_thumbnail_html ☒ Filter get_post_metadata
Enable or disable plugin hooks. For developers only, see documentation for how to invoke the plugin manually when hooks are disabled.

Real Time Find and Replace

<https://wordpress.org/plugins/real-time-find-and-replace/>

Set up find and replace rules that are executed AFTER a page is generated by WordPress, but BEFORE it is sent to a user's browser..



The screenshot shows the WordPress dashboard with the 'Text Replace' settings page open. The left sidebar contains the standard WordPress menu items, with 'Settings' and 'Text Replace' highlighted. The main content area is titled 'Text Replace Settings' and includes a 'Help' link. Below the title, there is a description of the plugin and a section for 'Shortcuts and text replacements'. This section contains a text area with pre-defined shortcuts and a list of considerations. At the bottom, there are three checkboxes for enabling text replacement in comments, limiting replacements to once per post, and enabling case-sensitive text replacement. The 'Save Changes' and 'Reset Settings' buttons are at the bottom.

Text Replace Settings

See the "Help" link to the top-right of the page for more help.

Text Replace is a plugin that allows you to replace text with other text in posts, etc. Very handy to create shortcuts to commonly-typed and/or lengthy text/HTML, or for smilies.

Shortcuts and text replacements

Define shortcuts and text replacement expansions here. The format should be like this:

```
:wp: => <a href="http://wordpress.org">WordPress</a>
```

Where `:wp:` is the shortcut you intend to use in your posts and the `WordPress` would be what you want the shortcut to be replaced with when the post is shown on your site.

Other considerations:

- List the more specific matches early, to avoid stomping on another of your shortcuts. For example, if you have both `:p` and `:pout:` as shortcuts, put `:pout:` first; otherwise, the `:p` will match against all the `:pout:` in your text.
- Be careful not to define text that could match partially when you don't want it to:
i.e. `Me => Scott` would also inadvertently change "Men" to be "Scottn"
- If you intend to use this plugin to handle smilies, you should probably disable WordPress's default smile handler.
- HTML is allowed.
- Only use quotes if they are actual part of the original or replacement strings.
- Define only one shortcut per line.
- Shortcuts must not span multiple lines.

```
:wp: => <a href='http://wordpress.org'>WordPress</a>
:codex: => <a href='http://codex.wordpress.org'>WordPress Codex</a>
:coffee2code: => <a href='http://coffee2code.com' title='coffee2code'>coffee2code</a>
```

Enable text replacement in comments? ☐

Only text replace once per term per post? ☐
If checked, then each term will only be replaced the first time it appears in a post.

Case sensitive text replacement? ☒
If unchecked, then a replacement for `:wp:` would also replace `:WP:`.

[Save Changes](#) [Reset Settings](#)

Duplicate Post

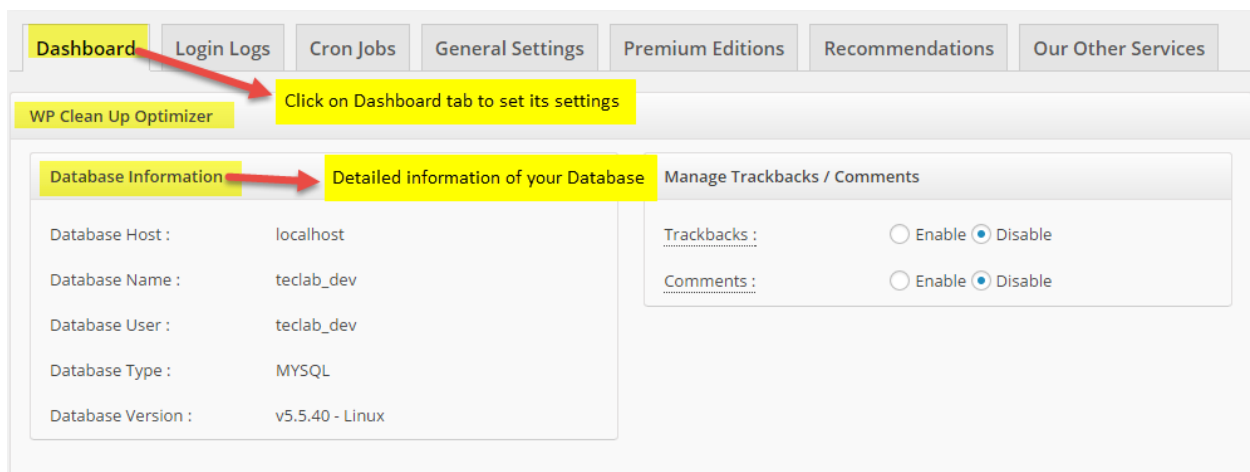
Clone posts and pages.



Clean Up Optimizer

<https://wordpress.org/plugins/wp-clean-up-optimizer/>

WP Clean Up Optimizer optimizes your WordPress as well as clean up the obsolete data from database. You can schedule the process of Cleaning, Optimizing , Deleting and Repairing the database tables without going to phpMyAdmin.



Convert Post Types

<https://wordpress.org/plugins/convert-post-types/>

This is a utility for converting lots of posts or pages to a custom post type (or vice versa). You can limit the conversion to posts in a single category or children of specific page. You can also assign new taxonomy terms, which will be added to the posts' existing terms.

Convert Post Types

With great power comes great responsibility. This process could really screw up your database. Please [make a backup](#) before proceeding.

Convert from...

Convert to...

Limit posts to category...

Limit pages to children of...

Assign custom taxonomy terms

Categories

- ☐ Newsletter
- ☐ Fall 2004
- ☐ Fall 2005
- ☐ Fall 2006
- ☐ Fall 2007
- ☐ Fall 2008
- ☐ Fall 2009
- ☐ Spring 2004
- ☐ Spring 2005

Colleges

- ☐ Agriculture and Life Sciences
- ☐ Architecture
- ☐ Political Science
- ☐ Engineering
- ☐ Education and Human Development
- ☐ General Academic Programs
- ☐ Geosciences
- ☐ Interdisciplinary Programs

Course Types

- ☐ Communications
- ☐ Writing

Course Statuses

- ☐ Approved
- ☐ Expired
- ☐ Proposed

Post Tags

People

Convert »

WordPress Social Media + Communications Plugins

WP Support Plus Responsive Ticket System

<https://wordpress.org/plugins/wp-support-plus-responsive-ticket-system/>

This plugin adds to WordPress the features of a complete ticket system with 100% responsive and 100% Ajax functionality. This allows users to submit tickets to report problems or get support on whatever you want. Users can set the status, priority and category of each ticket.

Tickets					
Create New Ticket					
Signature					
#	STATUS	SUBJECT	CATEGORY	PRIORITY	UPDATED
2	Closed	Test...	General	Normal	7 hours ago
14	Pending	test signature techn...	Technical	Normal	2 days ago
7	Closed	Testing of Quotes...	General	High	5 days ago
1	Closed	New filter has issue...	General	High	5 days ago
13	Closed	test signature...	General	Normal	5 days ago
5	Closed	Testing Attachments...	General	Low	5 days ago
11	Closed	Testing Attachments...	General	Medium	5 days ago
6	Pending	HTML test...	General	Normal	5 days ago
12	Pending	Sample ticket from b...	General	Normal	5 days ago
10	Open	Newline demo with lo...	General	Normal	7 days ago

← Newer

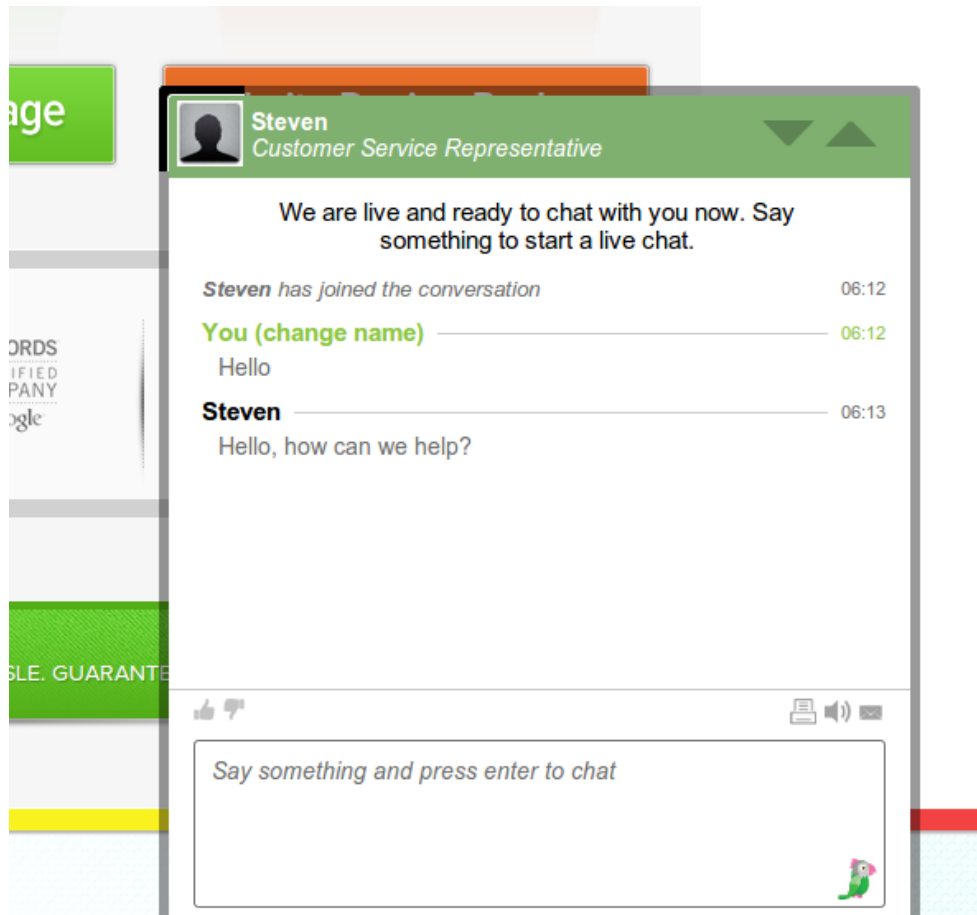
1 of 2 Pages

Older →

Tawk-To Live Chat

<https://wordpress.org/plugins/tawkto-live-chat/>

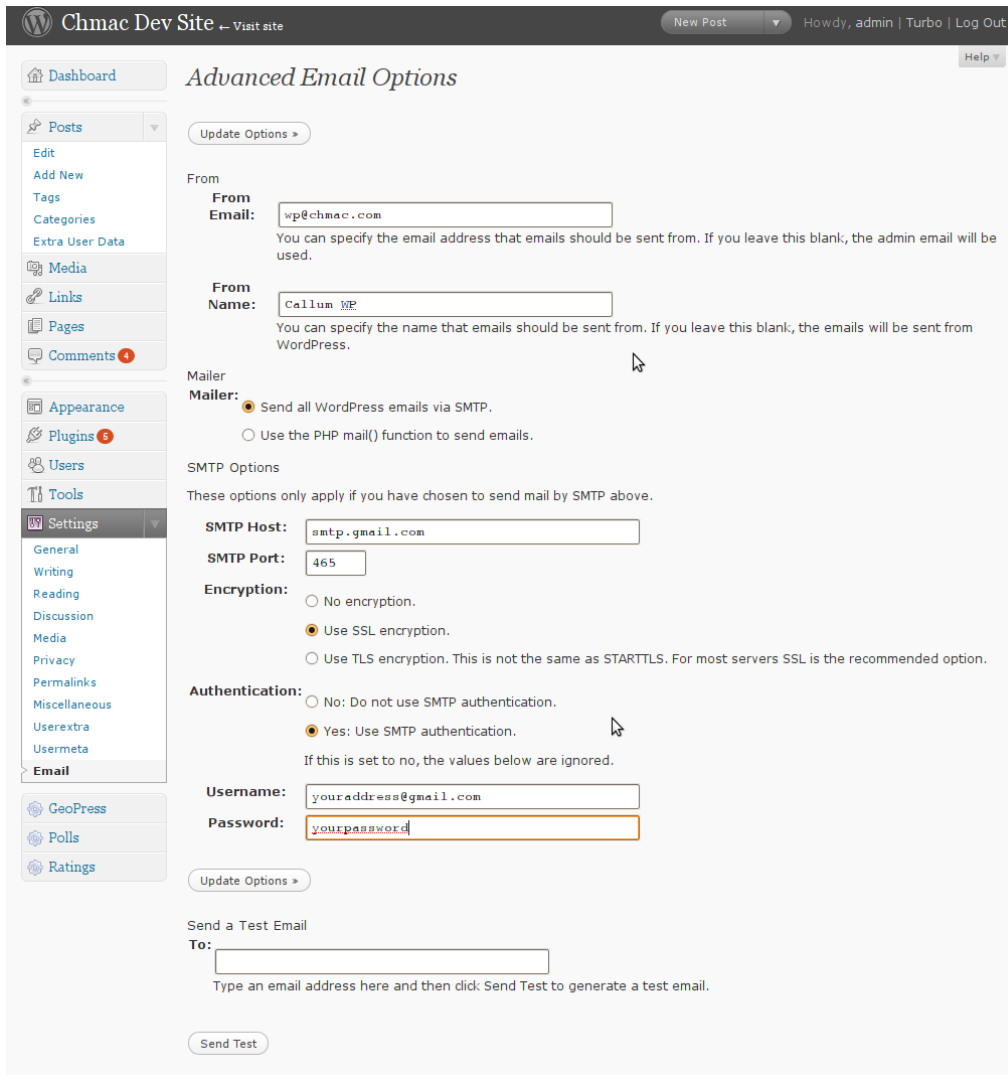
tawk.to is a free live chat app that lets you monitor and chat with visitors on your website or from a free customizable page. No catch. No spam. No wares. It's truly free and always will be.



WP Mail SMTP

<https://wordpress.org/plugins/wp-mail-smtp/>

This plugin reconfigures the `wp_mail()` function to use SMTP instead of `mail()` and creates an options page that allows you to specify various options.

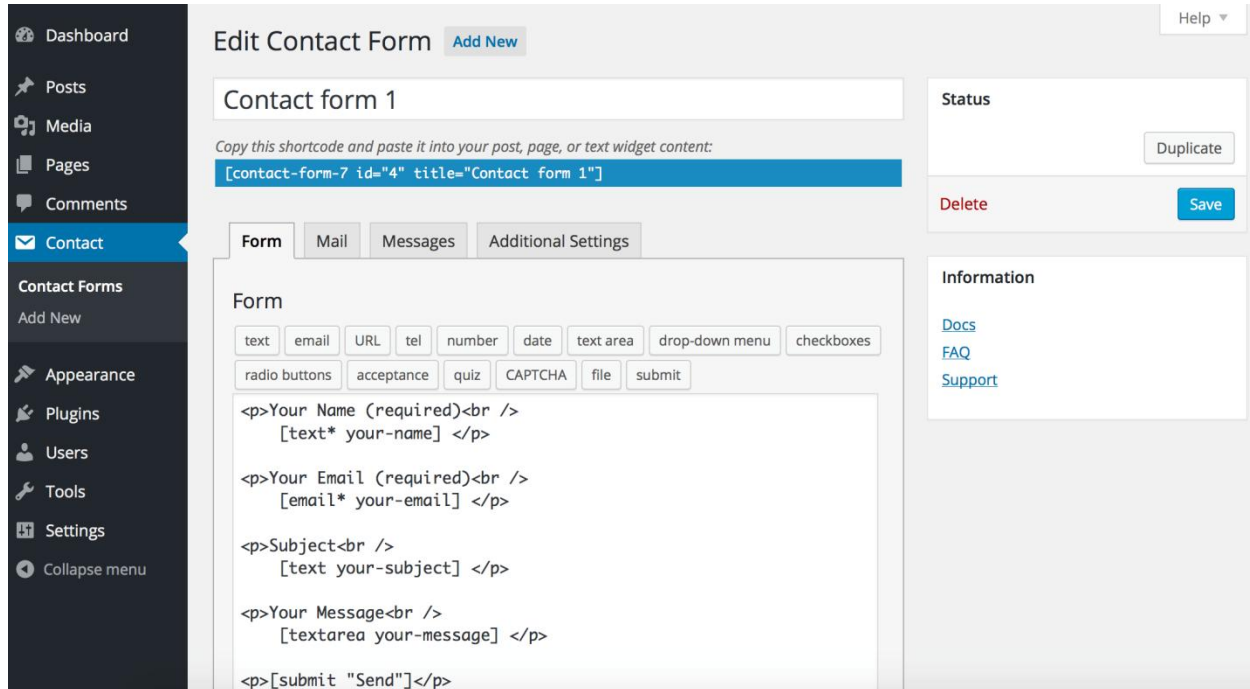


The screenshot shows the WordPress dashboard for 'Chmac Dev Site'. The left sidebar contains navigation links: Dashboard, Posts, Media, Links, Pages, Comments, Appearance, Plugins, Users, Tools, Settings (selected), and Email. The 'Settings' menu is expanded, showing sub-items like General, Writing, Reading, Discussion, Media, Privacy, Permalinks, Miscellaneous, Userextra, Usermeta, and Email. The main content area is titled 'Advanced Email Options' and features an 'Update Options' button. The 'From' section has fields for 'From Email' (wp@chmac.com) and 'From Name' (Callum WP). The 'Mailer' section has two radio buttons: 'Send all WordPress emails via SMTP' (selected) and 'Use the PHP mail() function to send emails'. The 'SMTP Options' section includes fields for 'SMTP Host' (smtp.gmail.com), 'SMTP Port' (465), and 'Encryption' (SSL selected). The 'Authentication' section has two radio buttons: 'No: Do not use SMTP authentication' and 'Yes: Use SMTP authentication' (selected). Below this are fields for 'Username' (youraddress@gmail.com) and 'Password' (yourpassword). At the bottom, there is a 'Send a Test Email' section with a 'To:' field and a 'Send Test' button.

Contact Form 7

<https://wordpress.org/plugins/contact-form-7/>

Just another contact form plugin. Simple but flexible.



The screenshot shows the 'Edit Contact Form' interface for 'Contact form 1'. The left sidebar contains the WordPress dashboard menu with 'Contact' highlighted. The main area has tabs for 'Form', 'Mail', 'Messages', and 'Additional Settings'. The 'Form' tab is active, showing a text editor with HTML and shortcode code. The right sidebar contains 'Status' (Duplicate, Delete, Save) and 'Information' (Docs, FAQ, Support).

Edit Contact Form [Add New](#) Help ▾

Contact form 1

Copy this shortcode and paste it into your post, page, or text widget content:

```
[contact-form-7 id="4" title="Contact form 1"]
```

Form | Mail | Messages | Additional Settings

Form

text email URL tel number date text area drop-down menu checkboxes

radio buttons acceptance quiz CAPTCHA file submit

```
<p>Your Name (required)<br />
  [text* your-name] </p>

<p>Your Email (required)<br />
  [email* your-email] </p>

<p>Subject<br />
  [text your-subject] </p>

<p>Your Message<br />
  [textarea your-message] </p>

<p>[submit "Send"]</p>
```

Status

[Duplicate](#)

[Delete](#) [Save](#)

Information

[Docs](#)

[FAQ](#)

[Support](#)

Social Media Widget by Acurax (aka Acurax Social Media Widget)

<https://wordpress.org/plugins/acurax-social-media-widget/>


A Simple WordPress Plugin Which Allow You To Add Widget Which Links Social Media Icons to Your Social Media Profiles Twitter, Facebook, Pinterest, Youtube, Rss Feed, LinkedIn, google plus. You can define icon style size for each widget.



Revive Old Post (Former Tweet Old Post)


<https://wordpress.org/plugins/tweet-old-post/>

Plugin to share about your old posts on twitter, facebook, linkedin to get more hits for them and keep them alive.



After 6 months of hard work, we have just released **Themisle**, th' island 'o WordPress themes.

[SHOW ME](#)


**Tweet Old Post** by Themisle

[SHOW YOUR LOVE](#) [LEAVE A REVIEW](#)

Tweet Old Post is set to tweet on a 0.02 hours interval, and the next tweet will take place in: 0 days, 00 hours, 00 min and 00 sec

Before using the Sample Tweet feature please make sure you save the settings, also at this point any feedback is crucial, so please let us know if you have any issue.

Twitter Login
Login using your Twitter account.

 test twp × +

Tweet Content
What do you want to share?

Title Only ▼

Additional Text
Text added to your auto posts

Text added to your auto posts

Additional Text At
Where do you want the text to be added?

Beginning of Tweet ▼

Include Link
Include a link to your post?

No ▼

Hashtags
Include #hashtags in your auto posts?

Don't add any hashtags ▼


Minimum interval between tweets
Minimum time between tweets (Hour/Hours).


0.02

UPGRADE TWEET OLD POST
FOR ONLY \$9.99


[UPGRADE TO PRO NOW](#)

PREMIUM WORDPRESS THEMES
PRICES STARTING FROM \$55





PROMOTE OUR THEMES AND PLUGINS
AND GET 55% COMISSION



Live 24/7 WordPress Support

DIY WordPress Courses

WP Twitter Feed

<https://wordpress.org/plugins/wp-twitter-feeds/>

An easy Twitter feeds widget that provides facility to display twitter tweets on your website using the latest Twitter 1.1 API. A simple widget which lets you add your latest tweets in widget areas. Get started in just a few clicks and use the provided Widget to easily display your Tweets on your website.

WP Twitter Feeds: Latest Tweets ▼

Widget Title:

Twitter User Name:

Start entering your user name

Tweets Cache Time (in minutes):

Number of Tweets to Fetch:

BuddyPress

<https://wordpress.org/plugins/buddypress/>

BuddyPress is built to bring people together. It turns your WordPress site into a private social network that enables people with similar interests to connect and communicate.



[stephen](#) posted an update 7 months ago

If you can't get rid of the skeleton in your closet, you'd best teach it to dance.
(George Bernard Shaw)

Comment 0

Favorite

Delete



[ralph](#) posted an update 7 months ago

I have come to believe that the whole world is an enigma, a harmless enigma that is always inexplicably holding you in its grasp. The only way to get down mad attempt to interpret it as though it had an underlying truth. (Umberto Eco)

ACTIVITY STREAMS

BBPress

<https://wordpress.org/plugins/bbpress/>

BBPress is forum software with a twist from the creators of WordPress.

Forum	Topics	Posts	Freshness
SitePointLovers	0	0	No Topics
Various Categories	1	1	24 seconds ago
SitePoint Worshippers (1/0)			

Reply To: How much do you love SitePoint.com

Your account has the ability to post unrestricted HTML content.

[B](#)
[I](#)
[LINK](#)
[B-QUOTE](#)
[BUL](#)
[IMG](#)
[UL](#)
[OL](#)
[LI](#)
[CODE](#)

CLOSE TAGS

Tags:

sitepoint

☐ Notify me of follow-up replies via email

SUBMIT


HOW MUCH DO YOU LOVE SITEPOINT.COM

[Home](#)
[Forums](#)
[bbPress Demo](#)
[Various Categories](#)
[SitePoint Worshippers](#)
How much o you love SitePoint.com

Tagged: [sitepoint](#)

This topic contains 0 replies, has 1 voice, and was last updated by [aboutbla-admin](#) 2 minutes ago.

Viewing 1 post (of 1 total)

Author	Posts	Favorite Subscribe
<div> <div>July 24, 2014 at 7:00 pm</div> <div> EDIT CLOSE STICK (TO FRONT) MERGE TRASH SPAM REPLY </div> </div> <div>  <div> <div>aboutbla-admin</div> <div> Keymaster (24,132,2,116) </div> </div> </div>	Me myself I certainly will be loving me beloved SitePoint 😊	

OnlyWire for WordPress [OFFICIAL]

<https://wordpress.org/plugins/onlywire-bookmark-share-button/>

Social Media Engine automatically posts to 50 Social Media Sites.

Account Information

















OnlyWire Username:

OnlyWire Password:

Auto Post All Articles: ☐
Post all newly created articles to the selected Networks.

Show OnlyWire Share Button: ☒
Display 'OnlyWire Share' Button under each article.

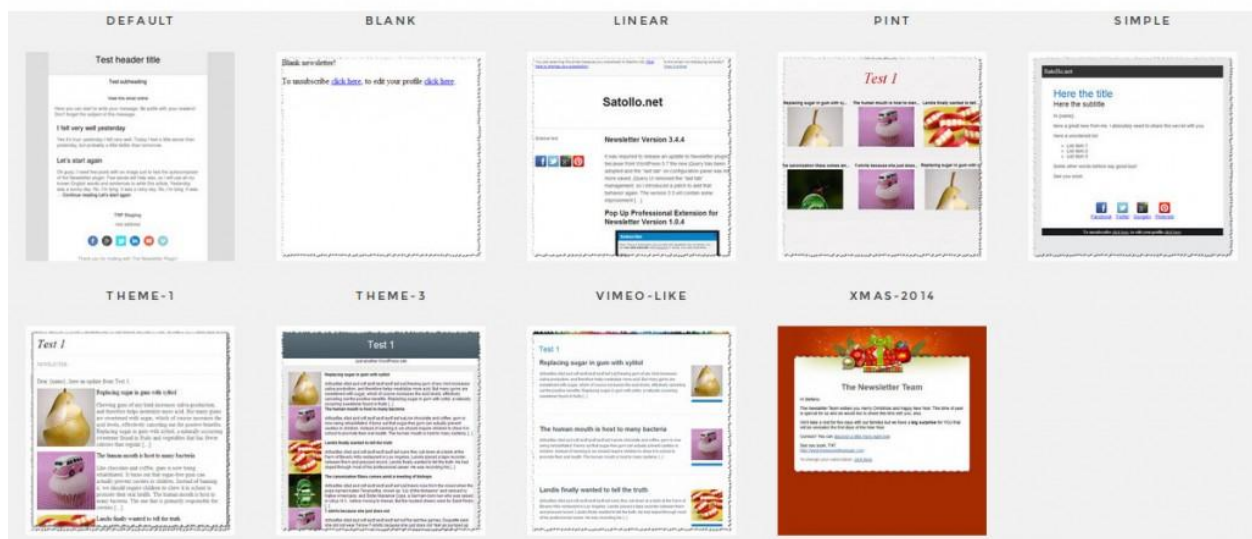
Networks ([Manage](#))
[Deselect All](#) [Select All](#)

<input checked="" type="checkbox"/>  Vk.com test	<input checked="" type="checkbox"/>  MyAOL test	<input checked="" type="checkbox"/>  Google+ Page John The Best! [test]	<input checked="" type="checkbox"/>  Google+ Page Modeling 1 01 [test]
<input checked="" type="checkbox"/>  Referral Key test	<input checked="" type="checkbox"/>  LiveJournal test	<input checked="" type="checkbox"/>  LinkedIn test Incorrect login. Correct it	<input checked="" type="checkbox"/>  Storify test
<input checked="" type="checkbox"/>  Scoop.it test	<input checked="" type="checkbox"/>  Xing test	<input checked="" type="checkbox"/>  Kippt test	<input checked="" type="checkbox"/>  Bibsonomy test
<input checked="" type="checkbox"/>  Twitter test	<input checked="" type="checkbox"/>  Blogger Test of new Post!	<input checked="" type="checkbox"/>  Blogger Test of new Post!	<input checked="" type="checkbox"/>  App.net test

Newsletter

<https://wordpress.org/plugins/newsletter/>

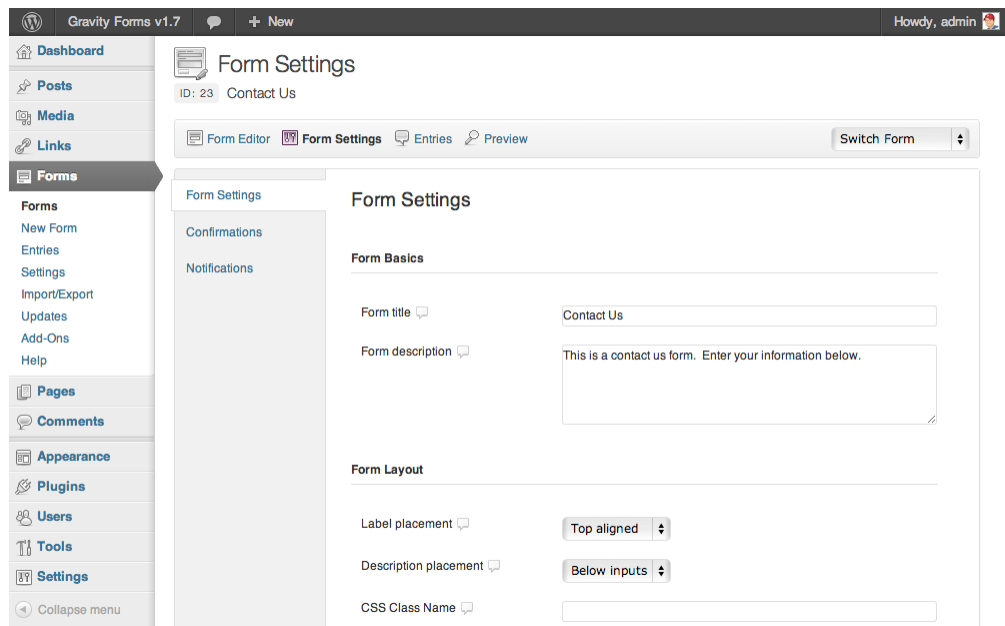
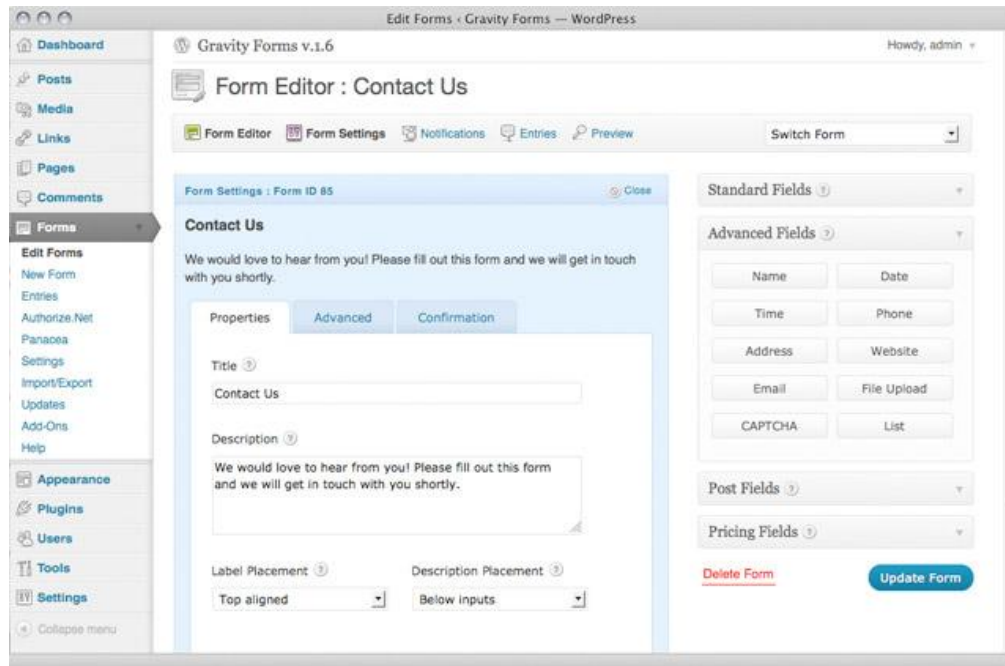
The Newsletter plugin has an extensive set of options for who want to configure it even to the finest detail but it usually works greatly out of the box.



Gravity Form

<http://www.gravityforms.com/>

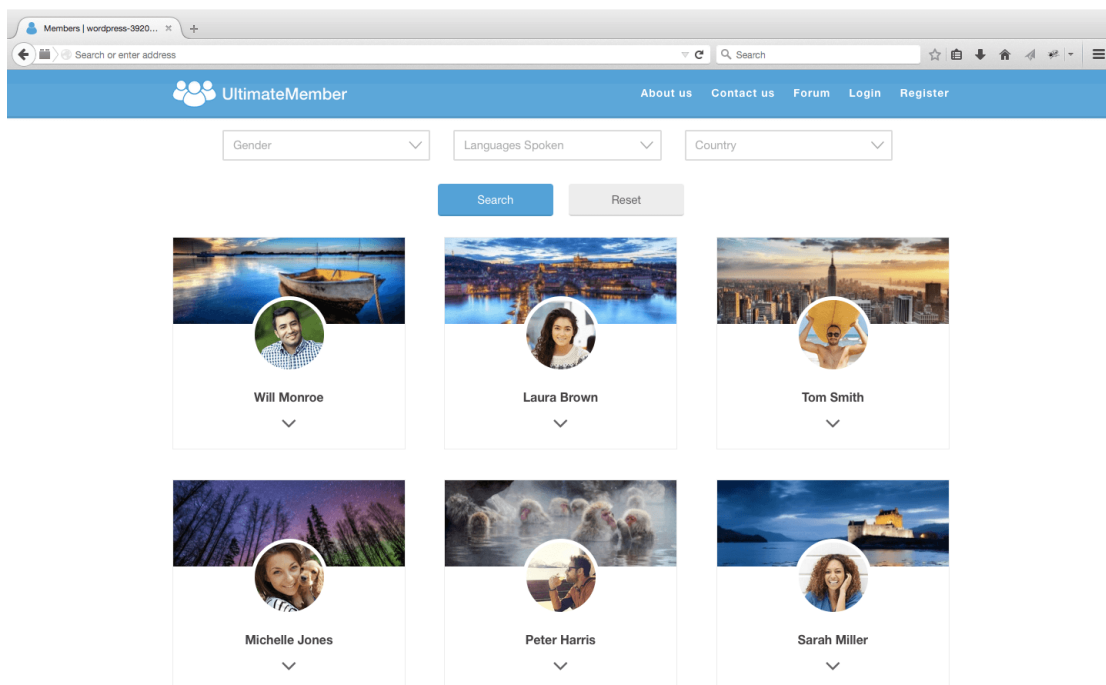
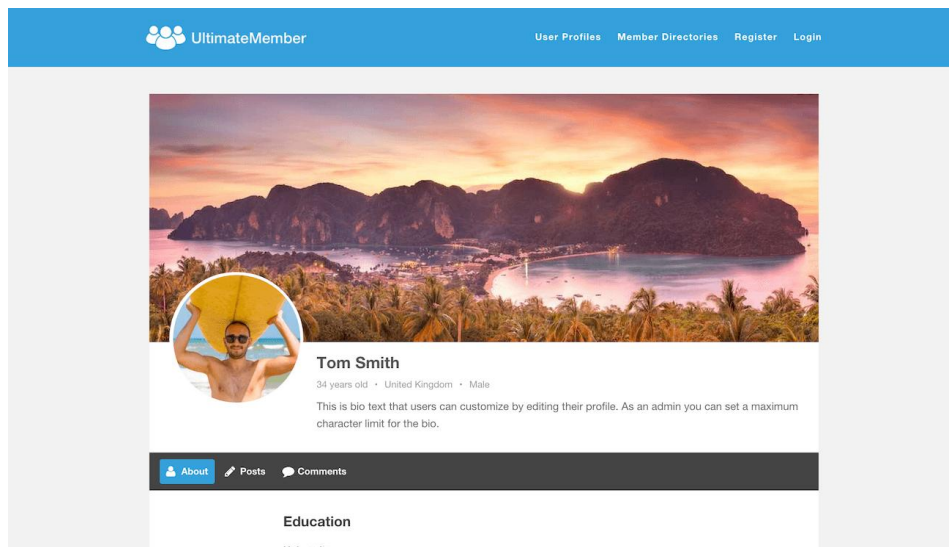
Gravity Forms is a WordPress plugin used originally for contact forms, but in a more general sense, it allows site owners to create forms to collect information. Gravity Forms can be used for contact forms, WordPress post creation, calculators, employment applications and more.



Ultimate Member

<https://ultimatemember.com/>

Ultimate Member is a powerful and flexible plugin that makes it a breeze for users to sign-up and become members. The plugin allows you to add beautiful user profiles to your site and is perfect for creating advanced online communities. Lightweight and highly extendible, Ultimate Member will enable you to create almost any type of site where users can join and become members with absolute ease.



WordPress Traffic Tools

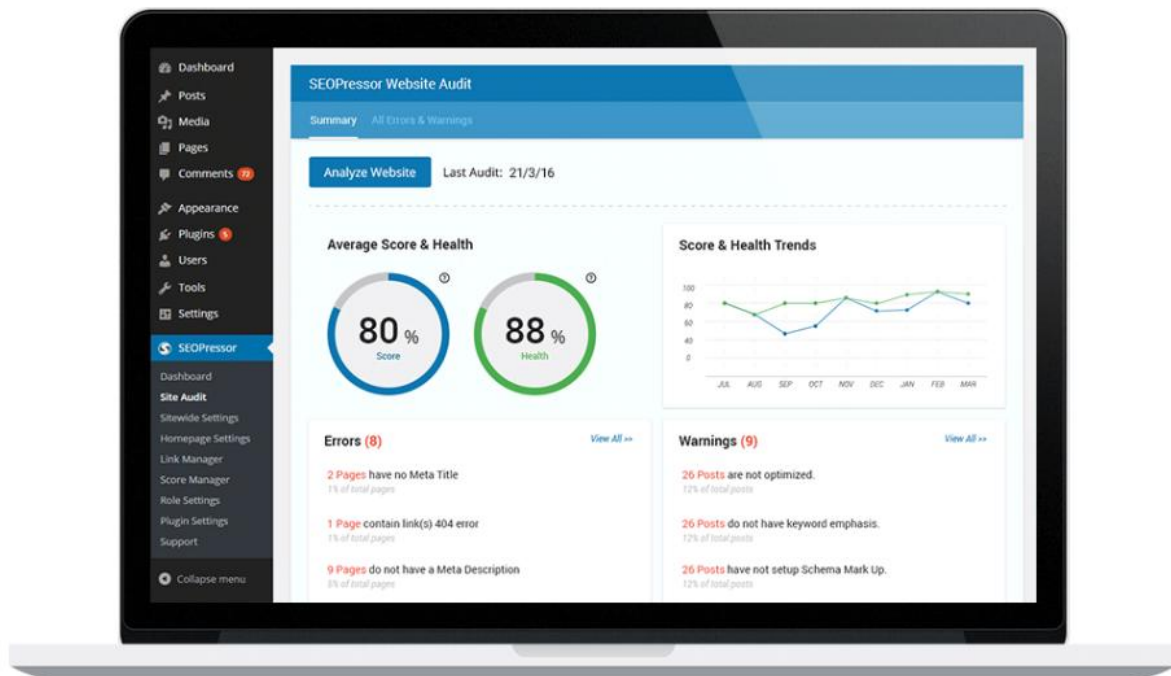
SEO Pressor

<http://seopressor.com> (SEOPressor Connect is free for WPBlogSupport Build and Grow Members)

Take Maximum Control Of Your WordPress SEO

SEOPressor plugin gives you maximum SEO clarity on your WordPress sites with a host of customization & optimization features designed for controlling SEO with ease.

The simple interface gathers the most essential SEO intelligence of your website and present them in one place. You can gain important insights to your website's SEO health with crystal clear clarity.



On-Page
Analysis



SEO
Intelligence



Semantic
Builder



Crawler
Control



Link
Management

Yoast SEO

<https://wordpress.org/plugins/wordpress-seo/>

The first true all-in-one SEO solution for WordPress, including on-page content analysis, XML sitemaps and much more.

WordPress SEO by Yoast

General Page Analysis Advanced Social

To update this page analysis, save as draft or update and check this tab again.

- The keyword / phrase does not appear in the URL for this page. If you decide to rename the URL be sure to check the old URL 301 redirects to the new one!
- No outbound links appear in this page, consider adding some as appropriate.
- The copy scores 62 in the [Flesch Reading Ease](#) test, which is considered OK to read.
- The images on this page contain alt tags with the target keyword / phrase.
- The keyword appears in the first paragraph of the copy.
- Keyword / keyphrase appears in 1 (out of 12) subheadings in the copy. While not a major ranking factor, this is beneficial.
- The keyword density is 1.34%, which is great, the keyword was found 13 times.
- The page title contains keyword / phrase, at the beginning which is considered to improve rankings.
- In the specified meta description, consider: How does it compare to the competition? Could it be made more appealing?
- The meta description contains the primary keyword / phrase.
- There are 976 words contained in the body copy, this is greater than the 300 word recommended minimum.
- The page title is more than 40 characters and less than the recommended 70 character limit.

Google Analytics for WordPress

<https://wordpress.org/plugins/google-analytics-for-wordpress/>

Google Analytics Dashboard for WP gives you full control over its features. For example, if you plan using it only as a tracking plugin, you can switch off the enable reports on Posts List and Pages List and enable the main Dashboard Widget features. Whether you have 1 or hundreds of sites being tracked by Google, this plugin will cut through and show you as little or as much as you want.



Google Analytics Dashboard for WP

40.50% 224742 1.77

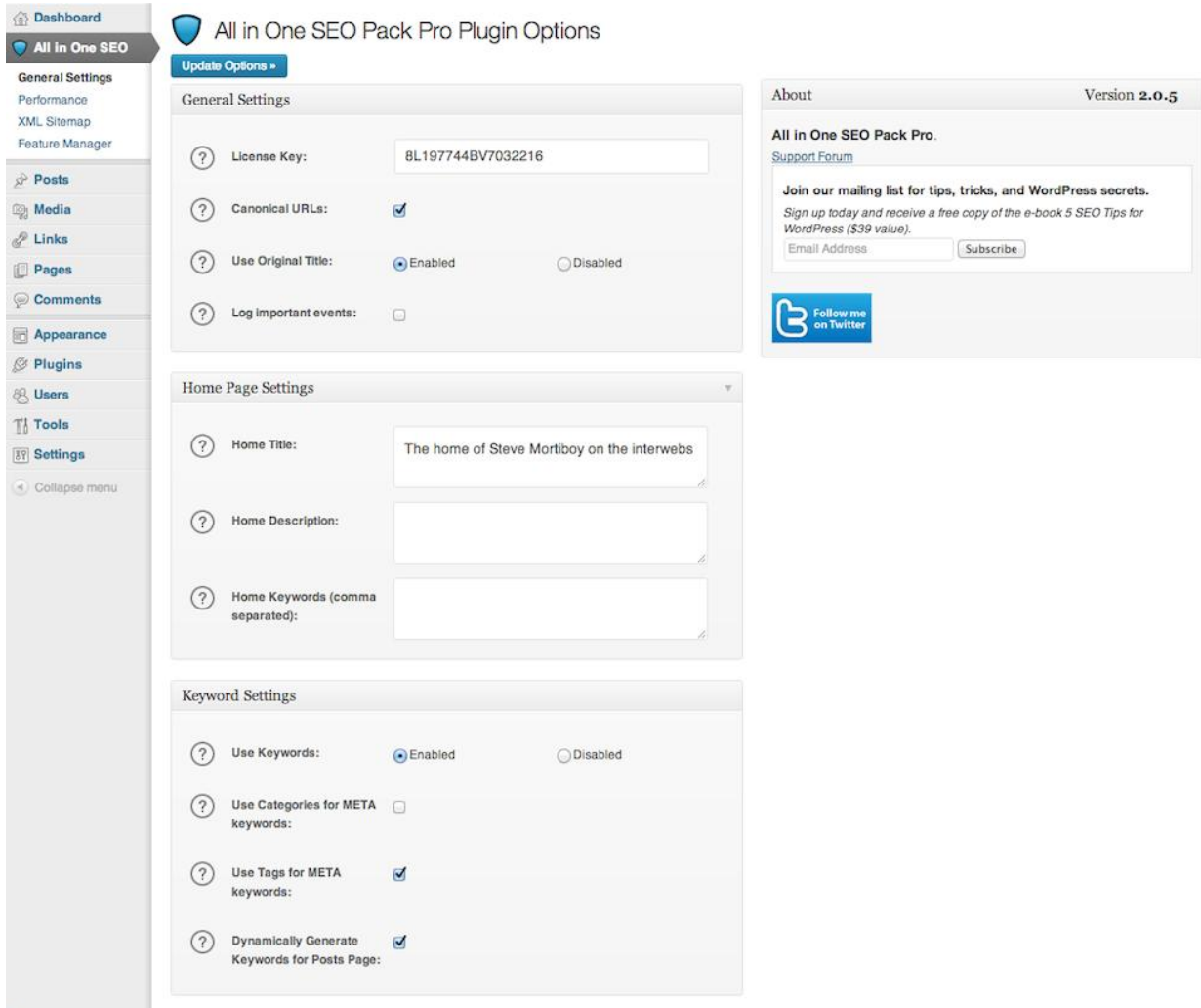
Displays Google Analytics reports in your WordPress Dashboard.
Inserts the latest Google Analytics tracking code in your pages.

[Download Version 4.9.3.1](#)

All In One SEO

<https://wordpress.org/plugins/all-in-one-seo-pack/>

All in One SEO Pack is a WordPress SEO plugin to automatically optimize your WordPress blog for Search Engines such as Google.



The screenshot displays the 'All in One SEO Pack Pro Plugin Options' interface within a WordPress dashboard. On the left, a sidebar menu includes links to Dashboard, All in One SEO, General Settings, Performance, XML Sitemap, Feature Manager, Posts, Media, Links, Pages, Comments, Appearance, Plugins, Users, Tools, and Settings. The main content area is titled 'All in One SEO Pack Pro Plugin Options' and features an 'Update Options' button. It is divided into three sections: 'General Settings', 'Home Page Settings', and 'Keyword Settings'. The 'General Settings' section includes fields for a License Key (8L197744BV7032216), Canonical URLs (checked), Use Original Title (Enabled), and Log important events (unchecked). The 'Home Page Settings' section includes fields for Home Title (The home of Steve Mortiboy on the interwebs), Home Description, and Home Keywords (comma separated). The 'Keyword Settings' section includes checkboxes for Use Keywords (Enabled), Use Categories for META keywords (unchecked), Use Tags for META keywords (checked), and Dynamically Generate Keywords for Posts Page (checked). On the right, an 'About' sidebar shows the version (2.0.5), a link to the Support Forum, a mailing list sign-up form, and a Twitter follow button.

Dashboard

All in One SEO

General Settings

Performance

XML Sitemap

Feature Manager

Posts

Media

Links

Pages

Comments

Appearance

Plugins

Users

Tools

Settings

Collapse menu

All in One SEO Pack Pro Plugin Options

Update Options

General Settings

License Key: 8L197744BV7032216

Canonical URLs: ☒

Use Original Title: ☒ Enabled ☐ Disabled

Log important events: ☐

Home Page Settings

Home Title: The home of Steve Mortiboy on the interwebs

Home Description:

Home Keywords (comma separated):

Keyword Settings

Use Keywords: ☒ Enabled ☐ Disabled

Use Categories for META keywords: ☐

Use Tags for META keywords: ☒

Dynamically Generate Keywords for Posts Page: ☒

About Version 2.0.5

All in One SEO Pack Pro.

[Support Forum](#)

Join our mailing list for tips, tricks, and WordPress secrets.

Sign up today and receive a free copy of the e-book 5 SEO Tips for WordPress (\$39 value).

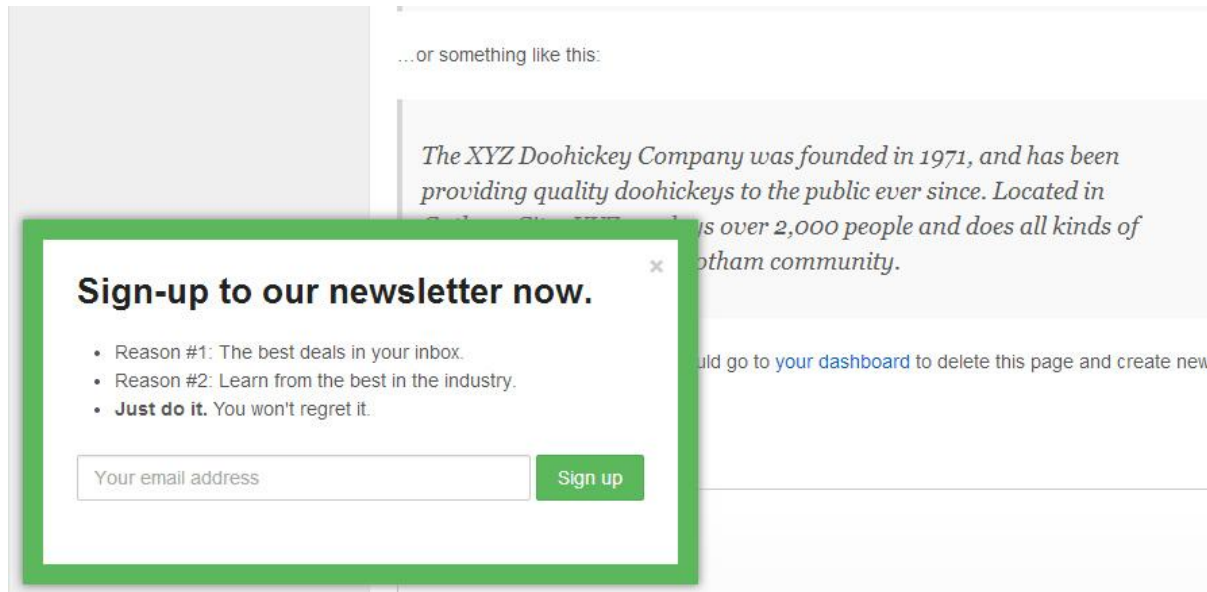
Email Address:

[Follow me on Twitter](#)

Scroll Triggered Box

<https://wordpress.org/plugins/dreamgrow-scroll-triggered-box/>

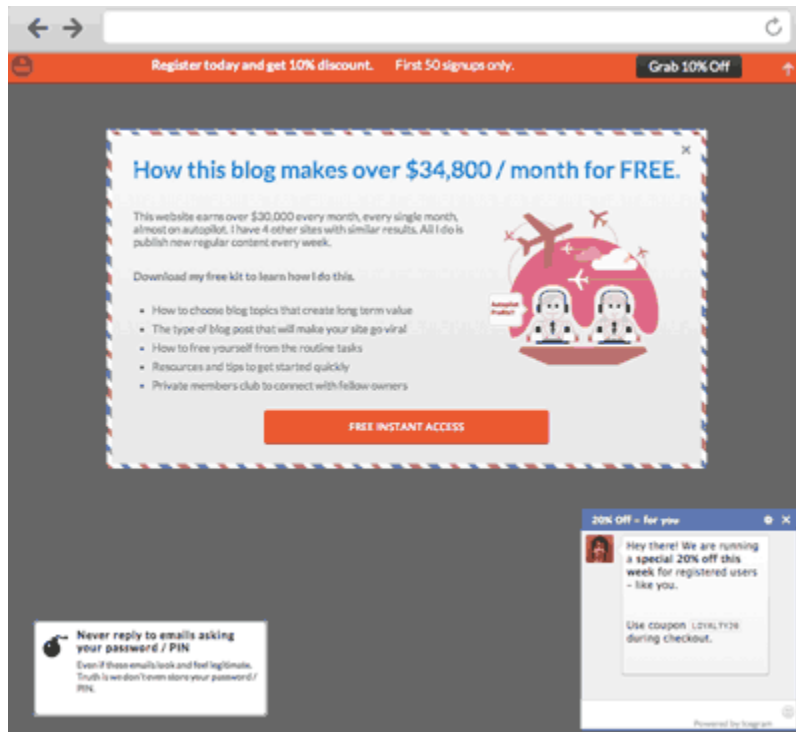
Scroll Triggered Boxes is a lightweight plugin for adding flexible call-to-actions to your WordPress site. Boxes can slide or fade in at any point and can contain whatever content you like.



ICEGRAM

<https://wordpress.org/plugins/icegram/>

Popup windows, floating action bars, messengers, toast notifications and more. Capture leads, optins and grab visitor's attention. All in one solution.



WP Rocket

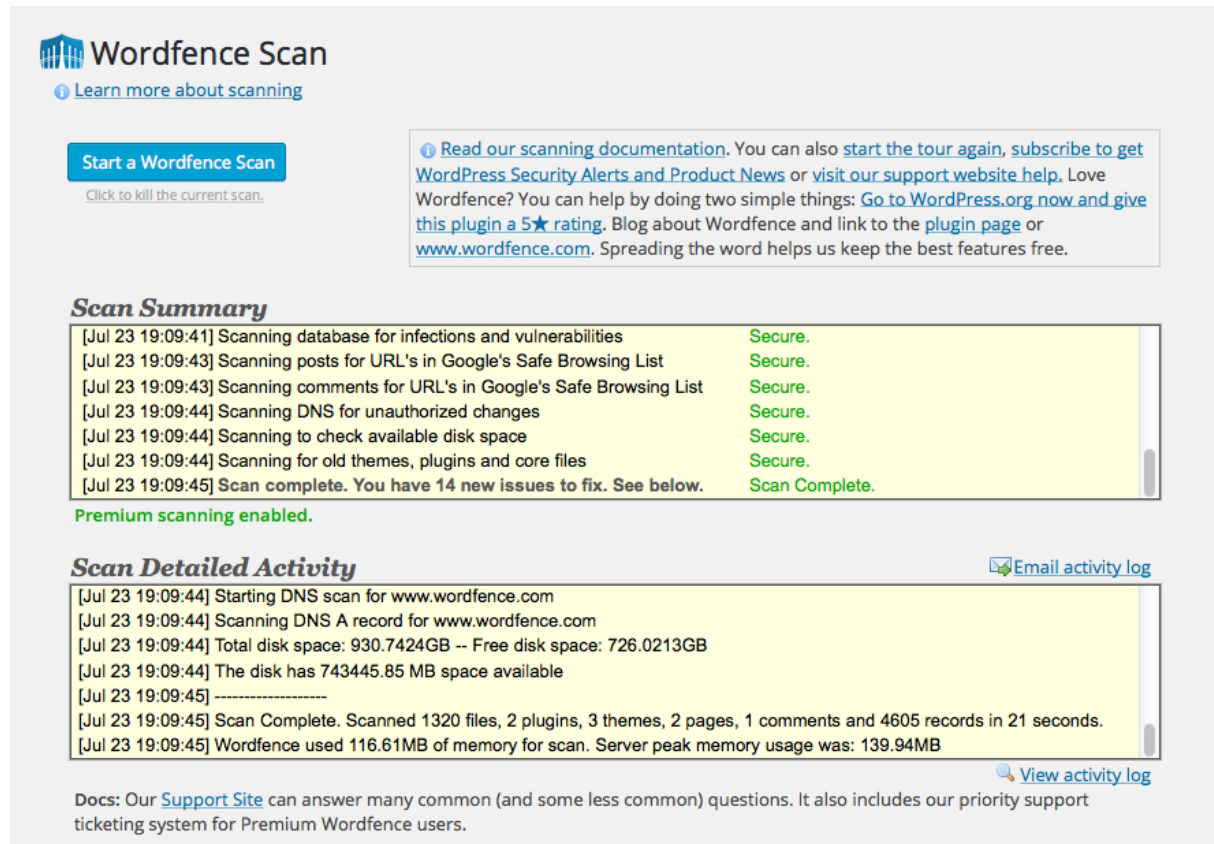
<http://wp-rocket.me/> (free for all WPBlogSupport.com Build and GROW Members)

WP Rocket is a caching and performance optimization plugin to improve the loading speed of WordPress websites. WP Rocket integrates all the latest features in terms of performance: deferred loading of images and JavaScript, minification of HTML code, concatenation and minification of CSS and JavaScript files. While being extremely complete, WP Rocket is also very simple to configure even for beginners.

WordFence

<https://wordpress.org/plugins/wordfence/>

WordFence is a WordPress security plugin that will scan your site for viruses, malware, trojans, malicious links on a regular basis throughout the day.



The image shows the Wordfence Scan interface. At the top, there's a 'Wordfence Scan' header with a 'Learn more about scanning' link. Below this is a 'Start a Wordfence Scan' button and a link to 'Click to kill the current scan.'. To the right, there's a box with a message about reading scanning documentation and a link to 'Read our scanning documentation'. Below this is a 'Scan Summary' section with a table of scan results. The table has two columns: the first column contains the scan details and the second column contains the status. The status for all scans is 'Secure' or 'Scan Complete'. Below the table is a 'Premium scanning enabled.' message. Below that is a 'Scan Detailed Activity' section with a list of scan details and a 'View activity log' link. At the bottom, there's a 'Docs' section with a link to the 'Support Site'.

Wordfence Scan

[Learn more about scanning](#)

[Start a Wordfence Scan](#)
[Click to kill the current scan.](#)

[Read our scanning documentation](#). You can also [start the tour again](#), [subscribe to get WordPress Security Alerts and Product News](#) or [visit our support website help](#). Love Wordfence? You can help by doing two simple things: [Go to WordPress.org now and give this plugin a 5★ rating](#). Blog about Wordfence and link to the [plugin page](#) or [www.wordfence.com](#). Spreading the word helps us keep the best features free.

Scan Summary

[Jul 23 19:09:41] Scanning database for infections and vulnerabilities	Secure.
[Jul 23 19:09:43] Scanning posts for URL's in Google's Safe Browsing List	Secure.
[Jul 23 19:09:43] Scanning comments for URL's in Google's Safe Browsing List	Secure.
[Jul 23 19:09:44] Scanning DNS for unauthorized changes	Secure.
[Jul 23 19:09:44] Scanning to check available disk space	Secure.
[Jul 23 19:09:44] Scanning for old themes, plugins and core files	Secure.
[Jul 23 19:09:45] Scan complete. You have 14 new issues to fix. See below.	Scan Complete.

Premium scanning enabled.

Scan Detailed Activity

[Email activity log](#)

[Jul 23 19:09:44] Starting DNS scan for www.wordfence.com
[Jul 23 19:09:44] Scanning DNS A record for www.wordfence.com
[Jul 23 19:09:44] Total disk space: 930.7424GB -- Free disk space: 726.0213GB
[Jul 23 19:09:44] The disk has 743445.85 MB space available
[Jul 23 19:09:45] -----
[Jul 23 19:09:45] Scan Complete. Scanned 1320 files, 2 plugins, 3 themes, 2 pages, 1 comments and 4605 records in 21 seconds.
[Jul 23 19:09:45] Wordfence used 116.61MB of memory for scan. Server peak memory usage was: 139.94MB

[View activity log](#)

Docs: Our [Support Site](#) can answer many common (and some less common) questions. It also includes our priority support ticketing system for Premium Wordfence users.

Broken Link Checker

<https://wordpress.org/plugins/broken-link-checker/>

This plugin will monitor your blog looking for broken links and let you know if any are found.

57 Broken Links

Broken (57) | Redirects (0) | All (1709) Displaying 1-30 of 57 1 2 »

Source	Link Text	URL	
AGLOCO is Bunk!	whole category	http://www.johnchow.com/category/agloco/	Discard
Will a Number Bring Down Digg?	fieryprophet.com	http://www.fieryprophet.com/article/18/was-it-w...	Discard
Inspiration Bit Group Writing Project	A Tribute To All Mothers	http://jacklynker.com/92/a-tribute-to-all-mothers/	Discard
Inspiration Bit Group Writing Project	Inspiration From Your Future Self	http://kthdsn.com/blog/inspiration-from-your-fu...	Discard
Inspiration Bit Group Writing Project	Crazy Wisdom Inspiration	http://www.spiritualsecretdance.com/2007/05/cra...	Discard
StumbleUpon Joining eBay	official StumbleUpon blog	http://blog.stumbleupon.com/joining_ebay	Discard
Web Software Tool Recommendations	LGR Photo Gallery	http://www.photogallery.lgr.ca/	Discard
Quick Linkage June 12, 2007	noresize.net - a public service announcement	http://noresize.net/	Discard

BBQ: Block Bad Queries

<https://wordpress.org/plugins/block-bad-queries/>

Block Bad Queries (BBQ) is a simple script that protects your website against malicious URL requests. BBQ checks all incoming traffic and quietly blocks bad requests containing nasty stuff like eval(), base64_, and excessively long request-strings. This is a simple yet solid solution that works great for sites where .htaccess is not available. The BBQ script is available as a plugin for WordPress or standalone script for any PHP-powered website.

Theme My Login

<https://wordpress.org/plugins/theme-my-login/>

This plugin themes the WordPress login, registration and forgot password pages according to your current theme. It creates a page to use in place of wp-login.php, using a page template from your theme. Also includes a widget for sidebar login.



The image shows the default WordPress login page. At the top is the WordPress logo and the word "WORDPRESS" in a large, blue, serif font. Below this is a white login box with a light gray border. Inside the box, there are two input fields: "Username" and "Password". Below the "Password" field is a checkbox labeled "Remember Me". To the right of the checkbox is a blue "Log In" button. Below the login box is a link that says "Lost your password?".

Before

LOG IN

Username

Password

☐ Remember Me

Log In

• [Lost Password](#)

After

Postie

<https://wordpress.org/plugins/postie/>

Postie allows you to create posts via email, including many advanced features not found in WordPress. It's easy to configure your e-mail settings and provides tons of posting options.

Mailserver User Message Image Video and Audio Attachments Help FAQ

Mail Protocol:

POP3 ▾

Use Transport Layer Security (TLS):

No ▾

Choose Yes if your server requires TLS

Port:

Standard Ports:
POP3 - 110
IMAP - 143
IMAP-SSL - 993
POP3-SSL - 995

110

Mail Server:

Mail Userid:

Mail Password:

Postie Time Correction:

-7

 hours

Should be the same as your normal offset, but this lets you adjust it in cases where that doesn't work.

Check for mail every:

check manually ▾

Maximum number of emails to process:

All ▾

Delete email after posting:

Yes ▾

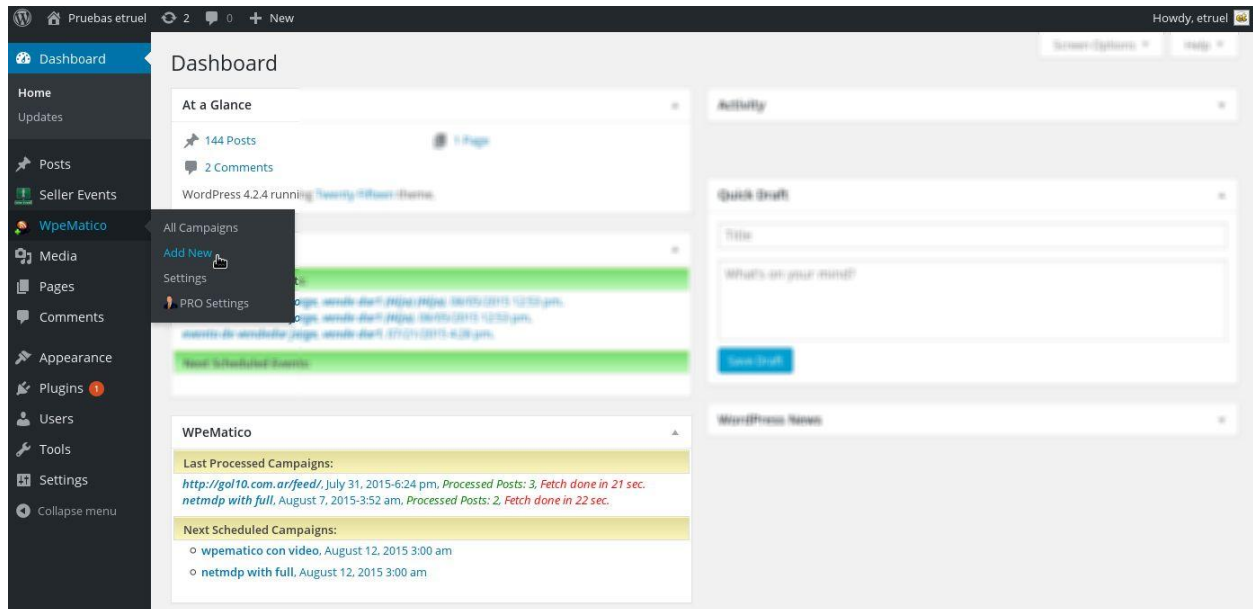
Only set to no for testing purposes

Save Changes

Wpematico

<https://wordpress.org/plugins/wpematico/>

Enables administrators to automatically create templated posts from from RSS and syndicated feeds with multiples filters.



Safe Redirect Plugin

<https://wordpress.org/plugins/safe-redirect-manager/>

Redirect Pages, Posts or Custom Post Types to another location quickly (for internal or external URLs). Includes individual post/page options, redirects for Custom Post types, non-existent 301 Quick Redirects (helpful for sites converted to WordPress), New Window functionality, and rel=nofollow functionality.

All 404 Redirect to Home Page

<https://wordpress.org/plugins/all-404-redirect-to-homepage/>

Permanently redirect all 404's to the main blog URL. The primary purpose is to salvage Google PageRank (TM) from missing pages.

Akismet

<http://akismet.com/>

Used by millions, Akismet is quite possibly the best way in the world to protect your blog from comment and trackback spam. It keeps your site protected from spam even while you sleep.